

# Thinking in Parallel: Some Basic Data-Parallel Algorithms and Techniques

*Uzi Vishkin* \*

October 12, 2010

---

\*Copyright 1992-2009, Uzi Vishkin. These class notes reflect the theoretical part in the Parallel Algorithms course at UMD. The parallel programming part and its computer architecture context within the PRAM-On-Chip Explicit Multi-Threading (XMT) platform is provided through the XMT home page [www.umiacs.umd.edu/users/vishkin/XMT](http://www.umiacs.umd.edu/users/vishkin/XMT) and the class home page. Comments are welcome: please write to me using my last name at umd.edu

# Contents

<b>1</b>	<b>Preface - A Case for Studying Parallel Algorithmics</b>	<b>3</b>
1.1	Summary . . . . .	3
1.2	More background and detail . . . . .	5
<b>2</b>	<b>Introduction</b>	<b>8</b>
2.1	The PRAM Model . . . . .	8
2.1.1	Example of a PRAM algorithm . . . . .	9
2.2	Work-Depth presentation of algorithms . . . . .	12
2.3	Goals for Designers of Parallel Algorithms . . . . .	16
2.4	Some final Comments . . . . .	17
2.4.1	Default assumption regarding shared assumption access resolution	17
2.4.2	NC: A Related, Yet Different, Efficiency Goal . . . . .	17
2.4.3	On selection of material for these notes . . . . .	18
2.4.4	Level of material . . . . .	18
<b>3</b>	<b>Technique: Balanced Binary Trees; Problem: Prefix-Sums</b>	<b>19</b>
3.1	Application - the Compaction Problem . . . . .	21
3.2	Recursive Presentation of the Prefix-Sums Algorithm . . . . .	22
<b>4</b>	<b>The Simple Merging-Sorting Cluster</b>	<b>24</b>
4.1	Technique: Partitioning; Problem: Merging . . . . .	24
4.2	Technique: Divide and Conquer; Problem: Sorting-by-merging . . . . .	28
<b>5</b>	<b>“Putting Things Together” - a First Example. Techniques: Informal Work-Depth (IWD), and Accelerating Cascades; Problem: Selection</b>	<b>30</b>
5.1	Accelerating Cascades . . . . .	30
5.2	The Selection Algorithm (continued) . . . . .	32
5.3	A top-down description methodology for parallel algorithms . . . . .	34
5.4	The Selection Algorithm (wrap-up) . . . . .	35
<b>6</b>	<b>Integer Sorting</b>	<b>36</b>
6.1	An orthogonal-trees algorithm . . . . .	39

<b>7</b>	<b>2-3 trees; Technique: Pipelining</b>	<b>41</b>
7.1	Search . . . . .	43
7.1.1	Parallel search . . . . .	43
7.2	Insert . . . . .	43
7.2.1	Serial processing . . . . .	43
7.2.2	Parallel processing . . . . .	46
7.3	Delete . . . . .	48
7.3.1	Serial processing . . . . .	48
7.3.2	Parallel processing . . . . .	50
<b>8</b>	<b>Maximum Finding</b>	<b>52</b>
8.1	A doubly-logarithmic Paradigm . . . . .	53
8.2	Random Sampling . . . . .	56
<b>9</b>	<b>The List Ranking Cluster; Techniques: Euler tours; pointer jumping; randomized and deterministic symmetry breaking</b>	<b>58</b>
9.1	The Euler Tour Technique for Trees . . . . .	58
9.1.1	More tree problems . . . . .	62
9.2	A first list ranking algorithm: Technique: Pointer Jumping . . . . .	64
9.3	A Framework for Work-optimal List Ranking Algorithms . . . . .	67
9.4	Randomized Symmetry Breaking . . . . .	69
9.5	Deterministic Symmetry Breaking . . . . .	71
9.6	An Optimal-Work 2-Ruling set Algorithm . . . . .	75
<b>10</b>	<b>Tree Contraction</b>	<b>76</b>
10.1	Evaluating an arithmetic expression . . . . .	79
<b>11</b>	<b>Graph connectivity</b>	<b>80</b>
11.1	A first connectivity algorithm . . . . .	84
11.1.1	Detailed description . . . . .	87
11.2	A second connectivity algorithm . . . . .	89
11.3	Minimum spanning forest . . . . .	93
11.3.1	A first MSF algorithm . . . . .	94
11.3.2	A second MSF algorithm . . . . .	95

12 Bibliographic Notes	95
13 Acknowledgement	97
14 Index	102

## 1. Preface - A Case for Studying Parallel Algorithmics

### 1.1. Summary

We start with two kinds of justification, and proceed to a suggestion:

- *Basic Need.* Technological difficulties coupled with fundamental physical limitations will continue to lead computer designers into introducing an increasing amount of parallelism to essentially all the machines that they are building. Given a computational task, one important performance goal is faster completion time. In addition to this “single task completion time” objective, at least one other performance objective is also very important. Namely, increasing the number of computational tasks that can be completed within a given time window. The latter “task throughput” objective is not addressed in the current notes. There are several ways in which machine parallelism can help in improving single task completion time. It would be ideal if an existing program could be translated, using compiler methods, into effectively utilizing machine parallelism. Following decades of research, and some significant yet overall limited accomplishments, it is quite clear that, in general, such compiler methods are insufficient. Given a standard serial program, written in a serial performance language such as C, a fundamental problem for which compiler methods have been short handed is the extraction of parallelism. Namely, deriving from a program many operations that could be executed concurrently. An effective way for getting around this problem is to have the programmer conceptualize the parallelism in the algorithm at hand and express the concurrency the algorithm permits in a computer program that allows such expression.
- *Methodology - the system of methods and principles is new.* Parallelism is a concern that is missing from “traditional” algorithmic design. Unfortunately, it turns out that most efficient serial data structures and quite a few serial algorithms provide rather inefficient parallel algorithms. The design of parallel algorithms and data structures, or even the design of existing algorithms and data structures for parallelism, require new paradigms and techniques. These notes attempt to provide a short guided tour of some of the new concepts at a level and scope which make it possible for inclusion as early as in an undergraduate curriculum in computer science and engineering.

- *Suggestion - where to teach this?* We suggest to incorporate the design for parallelism of algorithms and data structures in the computer science and engineering basic curriculum. Turing award winner N. Wirth entitled one of his books: algorithms+data structures=programs. Instead of the current practice where computer science and engineering students are taught to be in charge of incorporating data structures in order to serialize an algorithms, they will be in charge of expressing its parallelism. Even this relatively modest goal of expressing parallelism which is inherent in an existing (“serial”) algorithm requires non-trivial understanding. The current notes seek to provide such understanding. Since algorithmic design for parallelism involves “first principles” that cannot be derived from other areas, we further suggest to include this topic in the standard curriculum for a bachelor degree in computer science and engineering, perhaps as a component in one of the courses on algorithms and data-structures.

To sharpen the above statements on the basic need, we consider two notions: machine parallelism and algorithm parallelism.

*Machine parallelism* - Each possible state of a computer system, sometimes called its instantaneous description, can be presented by listing the contents of all its *data cells*, where data cells include memory cells and registers. For instance, pipelining with, say  $s$ , single cycle stages, may be described by associating a data cell with each stage; all  $s$  cells may change in a single cycle of the machine. More generally, a transition function may describe all possible changes of data cells that can occur in a single cycle; the set of data cells that change in a cycle define the *machine parallelism* of the cycle; a machine is *literally serial* if the size of this set never exceeds one. Machine parallelism comes in such forms as: (1) processor parallelism (a machine with several processors); (2) pipelining; or (3) in connection with the Very-Long Instruction Word (VLIW) technology, to mention just a few.

We claim that literally serial machines hardly exist and that considerable increase in machine parallelism is to be expected.

*Parallel algorithms* - We will focus our attention on the design and analysis of efficient parallel algorithms within the **Work-Depth (WD)** model of parallel computation. The main methodological goal of these notes is to cope with the ill-defined goal of educating the reader to “**think in parallel**”. For this purpose, we outline an informal model of computation, called **Informal Work-Depth (IWD)**. The presentation reaches this important model of computation at a relatively late stage, when the reader is ready for it. There is no inconsistency between the centrality of the IWD and the focus on the WD, as explained next. WD allows to present algorithmic methods and paradigms including their complexity analysis and the their in a rigorous manner, while IWD will be used for outlining ideas and high level descriptions.

The following two interrelated contexts may explain why the IWD model may be more robust than any particular WD model.

(i) *Direct hardware implementation of some routines.* It may be possible to implement some routines, such as performing the sum or prefix-sum of  $n$  variables, within the same performance bounds as simply “reading these variables”. A reasonable rule-of-thumb for selecting a programmer’s model for parallel computation might be to start with some model that includes primitives which are considered essential, and then augment it with useful primitives, as long as the cost of implementing them effectively does not increase the cost of implementing the original model.

(ii) *The ongoing evolution of programming languages.* Development of facilities for expressing parallelism is an important driving force there; popular programming languages (such as C and Fortran) are being augmented with constructs for this purpose. Constructs offered by a language may affect the programmer’s view on his/her model of computation, and are likely to fit better the more loosely defined IWD. See reference to Fetch-and-Add and Prefix-Sum constructs later.

## 1.2. More background and detail

A legacy of traditional computer science has been to seek appropriate levels of abstraction. But, why have abstractions worked? To what extent does the introduction of abstractions between the user and the machine reduce the available computational capability? Following the ingenious insights of Alan Turing, in 1936, where he showed the existence of a universal computing machine that can simulate any computing machine, we emphasize high-level computer languages. Such languages are much more convenient to human beings than are machine languages whose instructions consists of sequences of zeros and ones that machine can execute. Programs written in the high-level languages can be translated into machine languages to yield the desired results without sacrificing expression power. Usually, the overheads involved are minimal and could be offset only by very sophisticated machine language programs, and even then only after an overwhelming investment in human time. In a nutshell, this manuscript is all about seeking and developing *proper levels of abstractions for designing parallel algorithms and reasoning about their performance and correctness.*

We suggest that based on the state-of-the-art, the Work-Depth model has to be a standard programmer’s model for any successful general-purpose parallel machine. In other words, our assertion implies that a general-purpose parallel machine cannot be successful unless it can be effectively programmed using the Work-Depth programmer’s model. This does not mean that there will not be others styles of programming, or models of parallel computation, which some, or all, of these computer systems will support. The author predicted in several position papers since the early 1980’s that the strongest non parallel machine will continue in the future to outperform, as a general-purpose machine, any parallel machine that does not support the Work-Depth model. Indeed, currently there is no other parallel programming models which is a serious contender primarily since no other model enables solving nearly as many problems as the Work-Depth model.

However, a skeptical reader may wonder, *why should Work-Depth be a preferred programmer's model?*

We base our answer to this question on experience. For nearly thirty years, numerous researchers have asked this very question, and quite a few alternative models of parallel computation have been suggested. Thousands of research papers were published with algorithms for these models. This exciting research experience can be summarized as follows:

- *Unique knowledge-base.* The knowledge-base on Work-Depth (or PRAM) algorithms exceeds in order of magnitude any knowledge-base of parallel algorithms within any other model. Paradigms and techniques that have been developed led to efficient and fast parallel algorithms for numerous problems. This applies to a diversity of areas, including data-structures, computational geometry, graph problems, pattern matching, arithmetic computations and comparison problems. This provides an overwhelming circumstantial evidence for the unique importance of Work-Depth algorithms.
- *Simplicity.* A majority of the users of a future general-purpose parallel computer would like, and/or need, the convenience of a simple programmer's model, since they will not have the time to master advanced, complex computer science skills. Designing algorithms and developing computer programs is an intellectually demanding and time consuming job. Overall, the time for doing those represents the most expensive component in using computers for applications. This truism applies to parallel algorithms, parallel programming and parallel computers, as well. The relative simplicity of the Work-Depth model is one of the main reasons for its broad appeal. The Work-Depth (or PRAM) model of computation strips away levels of algorithmic complexity concerning synchronization, reliability, data locality, machine connectivity, and communication contention and thereby allows the algorithm designer to focus on the fundamental computational difficulties of the problem at hand. Indeed, the result has been a substantial number of efficient algorithms designed in this model, as well as of design paradigms and utilities for designing such algorithms.
- *Reusability.* All generations of an evolutionary development of parallel machines must support a single robust programmer's model. If such a model cannot be promised, the whole development risks immediate failure, because of the following. Imagine a computer industry decision maker that considers whether to invest several human-years in writing code for some computer application using a certain parallel programming language (or stick to his/her existing serial code). By the time the code development will have been finished, the language is likely to become, or about to become, obsolete. The only reasonable business decision under this circumstances is simply not to do it. Machines that do not support a robust parallel programming language are likely to remain an academic exercise, since from the

industry perspective, the test for successful parallel computers is their continued usability. At the present time, “Work-Depth-related” programming language is the only serious candidate for playing the role of such a robust programming language.

- *To get started.* Some sophisticated programmers of parallel machines are willing to tune an algorithm that they design to the specifics of a certain parallel machine. The following methodology has become common practice among such programmers: start with a Work-Depth algorithm for the problem under consideration and advance from there.
- *Performance prediction.* This point of performance prediction needs clarification, since the use the Work-Depth model for performance prediction of a buildable architecture is being developed concurrently with the current version of this publication. To make sure that the current paragraph remains current, we refer the interested reader to the home page for the PRAM-On-Chip project at the University of Maryland. A pointer is provided in the section.
- *Formal emulation.* Early work has shown Work-Depth algorithms to be formally emulatable on high interconnect machines, and formal machine designs that support a large number of virtual processes can, in fact, give a speedup that approaches the number of processors for some sufficiently large problems. Some new machine designs are aimed at realizing idealizations that support pipelined, virtual unit time access of the Work-Depth model.

Note that in the context of serial computation, which has of course been a tremendous success story (the whole computer era), all the above points can be attributed to the serial random-access-machine (RAM) model of serial computation, which is arguably, a “standard programmer’s model” for a general-purpose serial machine. We finish with commenting on what appears to be a common misconception:

- *Misconception: The Work-Depth model, or the closely related PRAM model, are machine models.* These model are only meant to be convenient programmer’s models; in other words, design your algorithms for the Work-Depth, or the PRAM, model; use the algorithm to develop a computer program in an appropriate language; the machine software will later take your code and translate it to result in an effective use of a machine.

**Other approaches** The approach advocated here for taking advantage of machine parallelism is certainly not the only one that has been proposed. Below two more approaches are noted: (i) *Let compilers do it.* A widely studied approach for taking advantage of such parallelism is through automatic parallelization, where a compiler attempts to find parallelism, typically in programs written in a conventional language, such as C. As appealing



as it may seem, this approach has not worked well in practice even for simpler languages such as Fortran. (ii) *Parallel programming not through parallel algorithms*. This hands-on mode of operation has been used primarily for the programming of massively parallel processors. A parallel program is often derived from a serial one through a multi-stage effort by the programmer. This multi-stage effort tends to be rather involved since it targets a “coarse-grained” parallel system that requires decomposition of the execution into relatively large “chunk”. See, for example, Culler and Singh’s book on parallel computer architectures [CS99]. Many attribute the programming difficulty of such machines to this methodology. In contrast, the approach presented in this text is much more similar to the serial approach as taught to computer science and engineering students. As many readers of this text would recognize, courses on algorithms and data structures are standard in practically any undergraduate computer science and engineering curriculum and are considered a critical component in the education of programming. Envisioning a curriculum that addresses parallel computing, this manuscript could provide its basic algorithms component. However, it should be noted that the approach presented in the current text does not necessarily provide a good alternative for parallel systems which are too coarse-grained.

## 2. Introduction

We start with describing a model of computation which is called the parallel random-access machine (PRAM). Besides its historical role, as the model for which many parallel algorithms were originally written, it is easy to understand its assumption. We then proceed to describe the Work-Depth (WD) model, which is essentially equivalent to the PRAM model. The WD model, which is more convenient for describing parallel algorithms, is the principal model for presenting parallel algorithms in these notes.

### 2.1. The PRAM Model

We review the basics of the PRAM model. A PRAM employs  $p$  synchronous processors, all having unit time access to a shared memory. Each processor has also a local memory. See Figure 1.

At each time unit a processor can write into the shared memory (i.e., copy one of its local memory registers into a shared memory cell), read into shared memory (i.e., copy a shared memory cell into one of its local memory registers), or do some computation with respect to its local memory. We will avoid entering this level of detail in describing PRAM algorithms. That is, an instruction of the form:

*processor i:  $c := a + b$*

where  $a, b$  and  $c$  are shared memory locations, will be a short form for instructing processor  $i$  to: first, copy location  $a$  into its local memory, second, copy location  $b$  into its local memory, third, add them, and, fourth, write the result into location  $c$ . This paragraph is

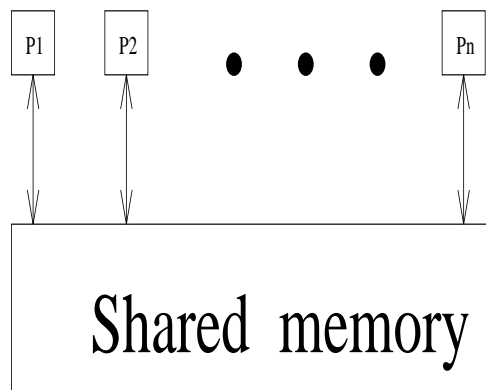


Figure 1: Processors and shared memory

a first example for selecting a level of abstraction, which as noted before, is an important theme in this manuscript.

There are a variety of rules for resolving access conflicts to the same shared memory location. The most common are *exclusive-read exclusive-write (EREW)*, *concurrent-read exclusive-write (CREW)*, and *concurrent-read concurrent-write (CRCW)*, giving rise to several PRAM models. An EREW PRAM does not allow simultaneous access by more than one processor to the same memory location for read or write purposes, while a CREW PRAM allows concurrent access for reads but not for writes, and a CRCW PRAM allows concurrent access for both reads and writes. We shall assume that in a concurrent-write model, an arbitrary processor among the processors attempting to write into a common memory location, succeeds. This is called the *Arbitrary CRCW* rule. There are two alternative CRCW rules: (i) By the *Priority CRCW* rule, the smallest numbered, among the processors attempting to write into a common memory location, actually succeeds. (ii) The *Common CRCW* rule allows concurrent writes only when all the processors attempting to write into a common memory location are trying to write the same value.

For concreteness, we proceed to an example of a PRAM algorithm. However, before doing this we present the **pardo** “programming construct”, which is heavily used in these notes to express operations that are performed in parallel:

- **for**  $P_i$ ,  $1 \leq i \leq n$  **pardo**
- $A(i) := B(i)$

This means that the following  $n$  operations are performed concurrently: processor  $P_1$  assigns  $B(1)$  into  $A(1)$ , processor  $P_2$  assigns  $B(2)$  into  $A(2)$ , and so on.

### 2.1.1. Example of a PRAM algorithm The summation problem

*Input:* An array  $A = A(1) \dots A(n)$  of  $n$  numbers.

The problem is to compute  $A(1) + \dots + A(n)$ .

The summation algorithm below works in rounds. In each round, add, in parallel, pairs of elements as follows: add each odd-numbered element and its successive even-numbered element.

For example, assume that  $n = 8$ ; then the outcome of the first round is

$$A(1) + A(2), A(3) + A(4), A(5) + A(6), A(7) + A(8)$$

the outcome of the second round is

$$A(1) + A(2) + A(3) + A(4), A(5) + A(6) + A(7) + A(8)$$

and the outcome of the third round is

$$A(1) + A(2) + A(3) + A(4) + A(5) + A(6) + A(7) + A(8)$$

which is the sum that we seek. A detailed PRAM description of this “pairwise summation” algorithm follows.

For simplicity, assume that: (i) we are given a two dimensional array  $B$  (whose entries are  $B(h, i)$ ,  $0 \leq h \leq \log n$  and  $1 \leq i \leq n/2^h$ ) for storing all intermediate steps of the computation, and (ii)  $n = 2^l$  for some integer  $l$ .

ALGORITHM 1 (Summation)

1. **for**  $P_i$ ,  $1 \leq i \leq n$  **par do**
2.    $B(0, i) := A(i)$
3.   **for**  $h := 1$  **to**  $\log n$  **do**
4.     **if**  $i \leq n/2^h$
5.       **then**  $B(h, i) := B(h - 1, 2i - 1) + B(h - 1, 2i)$
6.     **else** stay idle
7.   **for**  $i = 1$ : output  $B(\log n, 1)$ ; **for**  $i > 1$ : stay idle

See Figure 2.

Algorithm 1 uses  $p = n$  processors. Line 2 takes one round, line 3 defines a loop taking  $\log n$  rounds, and line 7 takes one round. Since each round takes constant time, Algorithm 1 runs in  $O(\log n)$  time.

So, an algorithm in the PRAM model

*is presented in terms of a sequence of parallel time units (or “rounds”, or “pulses”); we allow  $p$  instructions to be performed at each time unit, one per processor; this means that a time unit consists of a sequence of exactly  $p$  instructions to be performed concurrently. See Figure 3*

---

<sup>1</sup>Unless otherwise stated the base of logarithms is always assumed to be 2

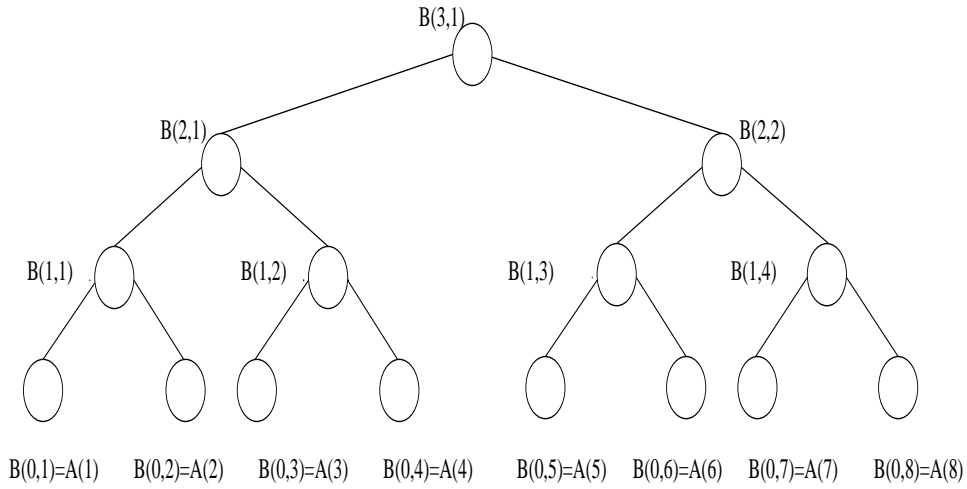


Figure 2: Summation on an  $n = 8$  processor PRAM

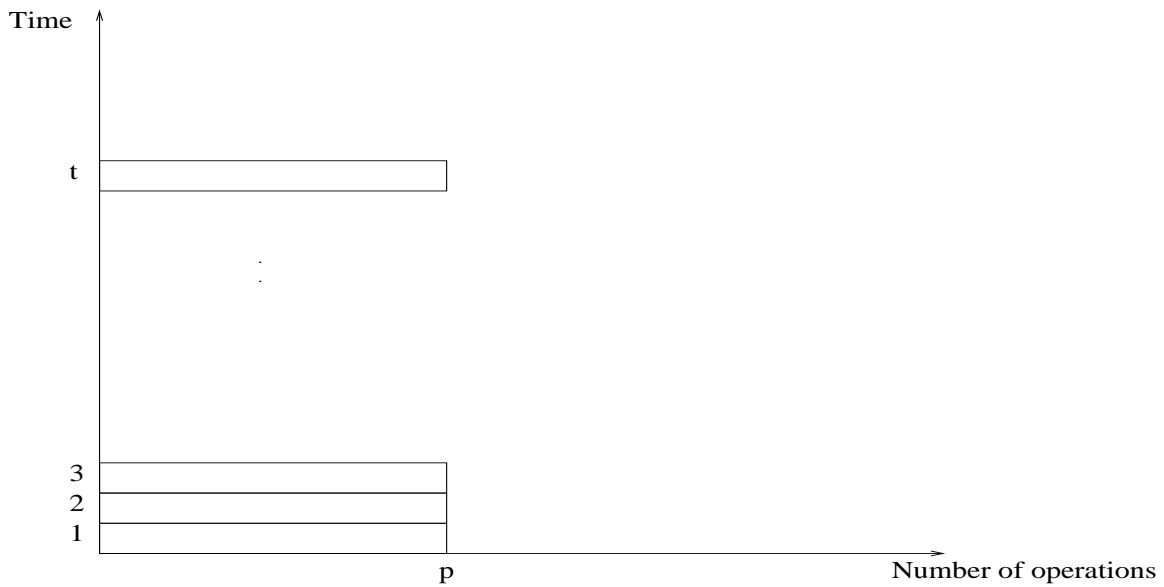


Figure 3: Standard PRAM mode: in each of the  $t$  steps of an algorithm, exactly  $p$  operations, arranged in a sequence, are performed

We refer to such a presentation, as the *standard PRAM mode*.

The standard PRAM mode has a few drawbacks: (i) It does not reveal how the algorithm will run on PRAMs with different number of processors; specifically, it does not tell to what extent more processors will speed the computation, or fewer processors will slow it. (ii) Fully specifying the allocation of instructions to processors requires a level of detail which might be unnecessary (since a compiler can extract it automatically - see the WD-presentation sufficiency theorem below).

## 2.2. Work-Depth presentation of algorithms

An alternative model which is actually an alternative presentation mode, called Work-Depth, is outlined next. Work-Depth algorithms are also presented *in terms of a sequence of parallel time units (or “rounds”, or “pulses”); however, each time unit consists of a sequence of instructions to be performed concurrently; the sequence of instructions may include any number.* See Figure 4.

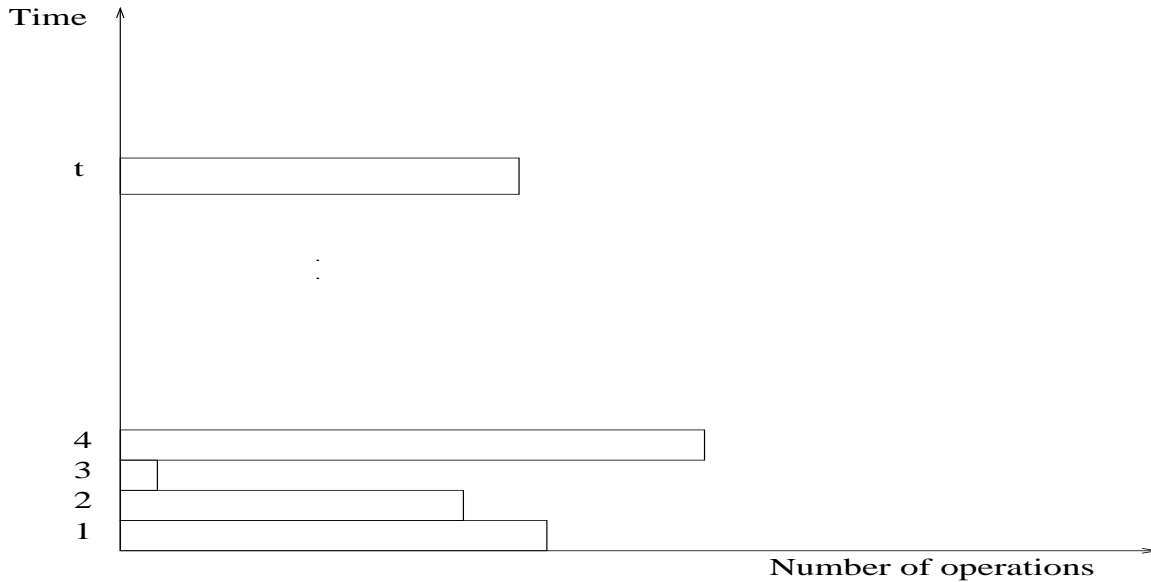


Figure 4: WD mode: in each of the  $t$  steps of an algorithm as many operations as needed by the algorithm, arranged in a sequence, are performed

*Comment on rigor.* Strictly speaking, WD actually defines a slightly different model of computation. Consider an instruction of the form

- **for**  $i$ ,  $1 \leq i \leq \alpha$  **pardo**
- $A(i) := B(C(i))$

where the time unit under consideration, consists of a sequence of  $\alpha$  concurrent instructions, for some positive integer  $\alpha$ . Models such as Common CRCW WD, Arbitrary CRCW WD, or Priority CRCW WD, are defined as their PRAM respective counterparts with  $\alpha$  processors. We explain below why these WD models are essentially equivalent to their PRAM counterpart and therefore treat the WD only as a separate presentation mode and suppress the fact that these are actually (slightly) different models. The only additional assumption, which we make for proving these equivalences, is as follows. In case the same variable is accessed for both reads and write in the same time unit, all the reads precede all the writes.

**The summation example (cont'd).** We give a WD presentation for a summation algorithm. It is interesting to note that Algorithm 2, below, highlights the following

“*greedy-parallelism*” attribute in the summation algorithm: At each point in time the summation algorithm seeks to break the problem into as many pairwise additions as possible, or, in other words, into the largest possible number of independent tasks that can be performed concurrently. We make the same assumptions as for Algorithm 1, above.

ALGORITHM 2 (WD-Summation)

1. **for**  $i$ ,  $1 \leq i \leq n$  **pardo**
2.      $B(0, i) := A(i)$
3. **for**  $h := 1$  **to**  $\log n$
4.     **for**  $i$ ,  $1 \leq i \leq n/2^h$  **pardo**
5.          $B(h, i) := B(h-1, 2i-1) + B(h-1, 2i)$
6. **for**  $i = 1$  **pardo** output  $B(\log n, 1)$

The first round of the algorithm (lines 1 and 2) has  $n$  operations. The second round (lines 4 and 5 for  $h = 1$ ) has  $n/2$  operations. The third round (lines 4 and 5 for  $h = 2$ ) has  $n/4$  operations. In general, the  $k$ th round of the algorithm,  $1 \leq k \leq \log n + 1$ , has  $n/2^{k-1}$  operations and round  $\log n + 2$  (line 6) has one more operation (note that the use of a **pardo** instruction in line 6 is somewhat artificial). The total number of operations is  $2n$  and the time is  $\log n + 2$ . We will use this information in the corollary below.

The next theorem demonstrates that the WD presentation mode does not suffer from the same drawbacks as the standard PRAM mode, and that every algorithm in the WD mode can be automatically translated into a PRAM algorithm.

*The WD-presentation sufficiency Theorem.* Consider an algorithm in the WD mode that takes a total of  $x = x(n)$  elementary operations and  $d = d(n)$  time. The algorithm can be implemented by any  $p = p(n)$ -processor within  $O(x/p + d)$  time, using the same concurrent-write convention as in the WD presentation.

Note that the theorem actually represents five separate theorems for five respective concurrent-read and concurrent-write models: EREW, CREW, Common CRCW, Arbitrary CRCW and Priority CRCW.

*Proof of the Theorem.* After explaining the notion of a round-robin simulation, we advance to proving the theorem. Given a sequence of  $y$  instructions  $inst_1, \dots, inst_y$ , a *round-robin* simulation of these instructions by  $p$  processors,  $P_1 \dots P_p$ , means the following  $\lceil y/p \rceil$  rounds. See also Figure 5. In round 1, the first group of  $p$  instructions  $inst_1 \dots inst_p$  are performed in parallel, as follows. For each  $j$ ,  $1 \leq j \leq p$ , processor  $P_j$  performs instruction  $inst_j$ , respectively. In round 2, the second group of  $p$  instructions  $inst_{p+1} \dots inst_{2p}$  is performed in parallel, as follows. For each  $j$ ,  $1 \leq j \leq p$ , processor  $P_j$  performs instruction  $inst_{j+p}$ , respectively. And so on, where in round  $\lceil y/p \rceil$  (the last round) some of the processors may stay idle if there are not enough instructions for all of them. The reader can also find a concrete demonstration of this important notion of round-robin simulation in Algorithm 2' below.

We are ready to proceed with the proof of the theorem. Let  $x_i$  denote the number

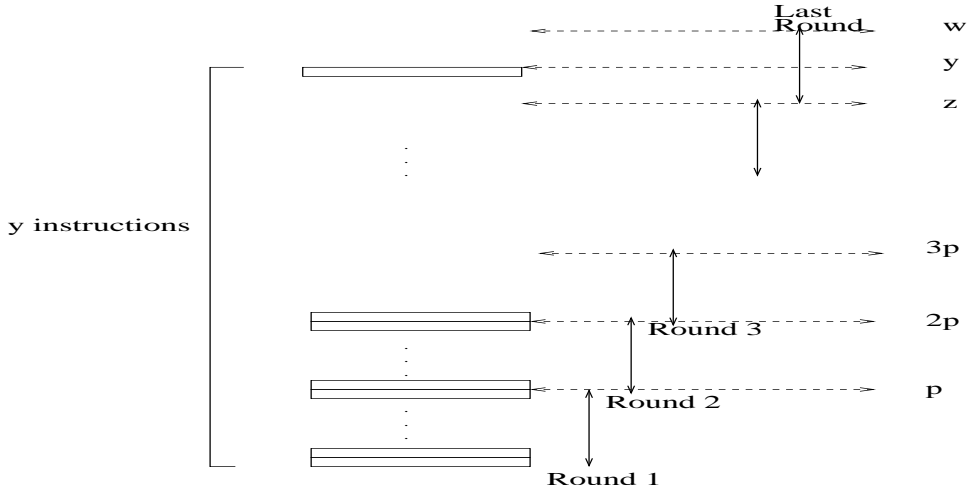


Figure 5: Round robin emulation of  $y$  instructions by  $p$  processors in  $\lceil y/p \rceil$  rounds. In each of the first  $\lceil y/p \rceil - 1$  rounds,  $p$  instructions are emulated for a total of  $z = p(\lceil y/p \rceil - 1)$  instructions. In round  $\lceil y/p \rceil$ , the remaining  $y - z$  instructions are emulated, each by a processor, while the remaining  $w - y$  processor stay idle, where  $w = p(\lceil y/p \rceil)$ .

of instructions to be performed by the algorithm at round  $i$ . Note that by the definition of  $x$ ,  $\sum_{i=1}^d x_i = x$ . The  $p$  processors can "simulate" round  $i$  of the algorithm in two stages. In the first stage, only the read instructions of round  $i$  are emulated; each read instruction causes storage into a temporary variable. This is done in  $\lceil x_i/p \rceil \leq x_i/p + 1$  time units, using a round-robin simulation of the  $x_i$  reads of round  $i$  by  $p$  processors. In the second stage, all the other instructions of round  $i$  (including write instructions) are performed in additional  $\lceil x_i/p \rceil \leq x_i/p + 1$  time units, again using a round-robin simulations by  $p$  processors. The theorem follows.

We leave it as an exercise to verify the above proof for the various concurrent-read and concurrent-write models. It can also be readily seen that a converse of the theorem holds true: simply consider a  $p$ -processor PRAM algorithm as being in the WD mode, with a sequence of  $p$  instructions at each time unit.

**A Corollary** (The summation example (cont'd)). As a corollary of the theorem, we conclude that the summation algorithm, Algorithm 2, would run in  $O(n/p + \log n)$  time on a  $p$ -processor PRAM. For  $p \leq n/\log n$ , this implies a running time of  $O(n/p)$ , while for  $p \geq n/\log n$ , the implied running time is  $O(\log n)$ . Since the algorithm does not involve concurrent reads or writes, the  $p$ -processors algorithm can run on an EREW PRAM.

For concreteness, we demonstrate below the spirit of the above proof (of the WD-presentation sufficiency theorem) with respect to Algorithm 2 that was given in the WD-presentation mode. We show how to run it on a  $p$ -processor PRAM. Note that, unlike the proof, we emulate the read instructions in the same time unit as other instructions.

The reader may better appreciate the WD-mode and the WD-presentation sufficiency theorem in view of Algorithm 2': the theorem saves the need for the tedious effort of manually producing the PRAM-mode.

ALGORITHM 2' (Summation on a  $p$ -processor PRAM)

1. **for**  $P_i$ ,  $1 \leq i \leq p$  **pardo**
2.   **for**  $j := 1$  **to**  $\lceil n/p \rceil - 1$  **do**
  - $B(0, i + (j - 1)p) := A(i + (j - 1)p)$
3.   **for**  $i$ ,  $1 \leq i \leq n - (\lceil n/p \rceil - 1)p$ 
  - $B(0, i + (\lceil n/p \rceil - 1)p) := A(i + (\lceil n/p \rceil - 1)p)$
  - **for**  $i$ ,  $n - (\lceil n/p \rceil - 1)p \leq i \leq p$
  - stay idle
4.   **for**  $h := 1$  **to**  $\log n$
5.     **for**  $j := 1$  **to**  $\lceil n/(2^h p) \rceil - 1$  **do** (\*an instruction  $j := 1$  **to**  $0$  **do** means:
  - "do nothing"\*)
    - $B(h, i + (j - 1)p) := B(h - 1, 2(i + (j - 1)p) - 1) + B(h - 1, 2(i + (j - 1)p))$
6.     **for**  $i$ ,  $1 \leq i \leq n - (\lceil n/(2^h p) \rceil - 1)p$ 
  - $B(h, i + (\lceil n/(2^h p) \rceil - 1)p) := B(h - 1, 2(i + (\lceil n/(2^h p) \rceil - 1)p) - 1) +$   
 $B(h - 1, 2(i + (\lceil n/(2^h p) \rceil - 1)p))$
  - **for**  $i$ ,  $n - (\lceil n/(2^h p) \rceil - 1)p \leq i \leq p$
  - stay idle
7.   **for**  $i = 1$  output  $B(\log n, 1)$ ; **for**  $i > 1$  stay idle

Algorithm 2' simply emulates in a round-robin fashion each sequence of concurrent instruction of Algorithm 2. For instance, lines 1 and 2 in Algorithm 2 have a sequence of  $n$  instructions. These instructions are emulated in Algorithm 2' in  $\lceil n/p \rceil - 1$  rounds by line 2, and in an additional round by line 3. The running time of Algorithm 2' is as follows. Line 2 take  $\lceil n/p \rceil - 1$  rounds, and line 3 takes one round, for a total of  $\lceil n/p \rceil$  rounds. The loop for  $h = k$  of lines 5-6 takes a total  $\lceil n/(2^h p) \rceil$  rounds. Line 7 takes one more round. Summing up the rounds gives

$$\lceil n/p \rceil + \sum_{i=1}^{\log n} \lceil n/(2^i p) \rceil + 1 \leq \sum_{i=0}^{\log n} (n/(2^i p) + 1) + 1 = O(n/p + \log n)$$

rounds for the PRAM algorithms. This is the same as implied by the WD-presentation sufficiency theorem without going through the hassle of Algorithm 2'.

### Measuring the performance of parallel algorithms.

Consider a problem whose input length is  $n$ . Given a parallel algorithm in the WD mode for the problem, we can measure its performance in terms of worst-case running time, denoted  $T(n)$ , and total number of operations, denoted  $W(n)$  (where  $W$  stands for work). The following are alternative ways for measuring the performance of a parallel algorithm. We have actually shown that they are all asymptotically equivalent.



1.  $W(n)$  operations and  $T(n)$  time.
2.  $P(n) = W(n)/T(n)$  processors and  $T(n)$  time (on a PRAM).
3.  $W(n)/p$  time using any number of  $p \leq W(n)/T(n)$  processors (on a PRAM).
4.  $W(n)/p + T(n)$  time using any number of  $p$  processors (on a PRAM).

**Exercise 1:** *The above four ways for measuring performance of a parallel algorithms form six pairs. Prove that the pairs are all asymptotically equivalent.*

### 2.3. Goals for Designers of Parallel Algorithms

Our main goal in designing parallel algorithms is efficiency. We intentionally refrain from giving a strict formal definition for when an algorithm is to be considered efficient, but give several informal guidelines.

Consider two parallel algorithms for the same problem. One performs a total of  $W_1(n)$  operations in  $T_1(n)$  time and the other performs a total of  $W_2(n)$  operations in  $T_2(n)$  time. Generally, we would like to consider the first algorithm *more efficient* than the second algorithm if  $W_1(n) = o(W_2(n))$ , regardless of their running times; and if  $W_1(n)$  and  $W_2(n)$  grow asymptotically the same, then the first algorithm is considered more efficient if  $T_1(n) = o(T_2(n))$ . A reason for not giving a categorical definition is the following example. Consider an extreme case where  $W_1(n) = O(n)$  and  $T_1(n) = O(n)$ , and  $W_2(n) = O(n \log n)$  and  $T_2(n) = O(\log n)$ . It is hard to decide which algorithm is more efficient since the first algorithm needs less work, but the second is much faster. In this case, both algorithms are probably interesting. It is not hard to imagine two users, each interested in different input sizes and in different target machines (i.e., with a different number of processors), where for one user the first algorithm performs better, while for the second user the second algorithm performs better.

Consider a problem, and let  $T(n)$  be the best known worst case time upper bound on a serial algorithm for an input of length  $n$ .

Assume further that we can prove that this upper bound cannot be asymptotically improved. (Using complexity theory terms,  $T(n)$  is the *serial time complexity* of the problem.) Consider a parallel algorithm for the same problem that performs  $W(n)$  operations in  $T_{par}(n)$  time. The parallel algorithm is said to be **work-optimal**, if  $W(n)$  grows asymptotically the same as  $T(n)$ . A work-optimal parallel algorithm is **work-time-optimal** if its running time  $T(n)$  cannot be improved by another work-optimal algorithm.

The problem with the definitions above is that often the serial complexity of problems is not known. We see a need to coin a term that will capture the sense of accomplishment for such cases, as well. Assume that we do not know whether  $T(n)$  can be improved

asymptotically, and consider a parallel algorithm for the same problem that performs  $W(n)$  work in  $T_{par}(n)$  time. The parallel algorithm is said to achieve **linear speed-up**, if  $W(n)$  grows asymptotically the same as  $T(n)$ . The problem with this definition is that it may not withstand the test of time: someday, an improved serial algorithm can change the best serial upper bound, and an algorithm that once achieved linear speed-up no longer does that.

**Perspective** Earlier we used some analogies to serial computation in order to justify the choice of the Work-Depth (or PRAM) model of computation. Still, it is crucial to recognize the following difference between parallel and serial computation in trying to draw further analogies. Serial computing opened the era of computing. To some extent the job was easy because there was no previous computing paradigm that had to be challenged. The situation with parallel computing is different. Serial computing is an enormous success. The problem with this paradigm are as follows: (i) Parallel computing can offer better performance, and (ii) Whether it is already correct to conclude that the serial paradigm has reached a dead-end when it comes to building machines that are much stronger than currently available, or too early, physical and technological limitations suggest that it is just a matter of time till this happens.

## 2.4. Some final Comments

### 2.4.1. Default assumption regarding shared assumption access resolution

*These notes will focus on the the Arbitrary CRCW PRAM and its respective WD model.* A partial explanation for this is provided by the following comments regarding the relative power of PRAM models: (1) The Priority CRCW PRAM is most powerful, then come the Arbitrary CRCW PRAM, the Common CRCW PRAM, the CREW PRAM, and finally the EREW PRAM. (2) Some formal simulation results of the most powerful Priority CRCW PRAM on the least powerful EREW PRAM show that the models do not differ substantially. (3) Since all these PRAM models are only virtual models of real machines, a more practical perspective is to compare their emulations on a possible target machine. It turns out that the models differ even less from this perspective. In view of the above points, it remains to justify the choice of the Arbitrary CRCW PRAM over the stronger Priority CRCW PRAM. The reason is that its implementation considerations favor relaxing the order in which concurrent operations can be performed. The home page for the UMD PRAM-On-Chip project provides more information.

**2.4.2. NC: A Related, Yet Different, Efficiency Goal** In stating the goals for parallel computing, one has to remember that its primary objective is to challenge the supremacy of serial computing. For this reason, our definitions of either linear speed-up or optimal speed-up are very sensitive to relationship between a parallel algorithm and its the serial alternative. The theoretical parallel computing literature had been motivated

by other goals as well. A complexity theory approach, which opined that “a problem is amenable to parallel computing if it can be solved in poly-logarithmic time using a polynomial number of processors”, has received a lot of attention in the literature. Such problems are widely known as the class NC, or Nick’s Class, in honor of Nick Pippenger). This complexity theory approach is of fundamental importance: for instance, if one shows that a problem is “log-space complete for  $P$ ” then the problem is unlikely to be in the class NC - a very useful insight. Therefore, a next step, beyond these notes, for a reader who wants to know more about parallel algorithms, will have to include learning the basic concepts of this theory.

**2.4.3. On selection of material for these notes** The goal of these notes is to familiarize the reader with the elementary routines, techniques and paradigms in the current knowledge base on parallel algorithm. In planning these notes, we were guided by the following two principles.

The *first* principle is actually a compromise between two conflicting approaches: (1) “*Breadth-first search*”: Present the theory as a “bag of tricks”, describing one trick at a time. Assuming that the curriculum can allocate only a limited time to the topics covered in these notes, this will maximize the number of tricks learned at the expense of not exposing the reader to more involved parallel algorithms. However, since designing parallel algorithms may be a rather involved task, an important aspect may be missed by this approach. This brings us to the second approach. (2) “*Depth-first search*”: Present in full a few relatively involved parallel algorithms.

The *second* principle applies a “*prefix rule of thumb*”. At each point, we tried to evaluate what would be the next most important thing that the reader should know assuming that he/she has time to learn only one more section. These two principles may explain to the more knowledgeable reader our selection of material.

**2.4.4. Level of material** I taught this material on several occasions to beginning graduate students; recently, undergraduates were allowed to take the course as an elective and constituted a considerable fraction of the class. The first ten sections (i.e., everything excluding the section on graph connectivity) were taught in 21 lecture hours, where a lecture hour is defined as 50 minutes net time of teaching. My impression is that this material is suitable for undergraduate computer science students in their junior or senior year, and can cover about a half of an undergraduate course. This can be combined into a full course with another topic for the remaining part of the course. Another option is to teach next the connectivity section, which took the author 6-7 more hours. Together with some additional material (e.g., introduction to parallel computing, or even introduction to NP-Completeness) this can make a junior or senior level undergraduate course or a beginning graduate course.

### 3. Technique: Balanced Binary Trees; Problem: Prefix-Sums

Parallel prefix-sums might be the most heavily used routine in parallel algorithms. We already saw how balanced binary trees are used in a parallel summation algorithm. This section demonstrates a slightly more involved use of balanced binary trees.

#### The prefix-sums problem

*Input:* An array  $A$  of  $n$  elements drawn from some domain. Assume that a binary operation, denoted  $*$ , is defined on the set. Assume also that  $*$  is *associative*; namely, for any elements  $a, b, c$  in the set,  $a * (b * c) = (a * b) * c$ .

(The operation  $*$  is pronounced “star” and often referred to as “sum” because addition, relative to real numbers, is a common example for  $*$ .)

The  $n$  prefix-sums of array  $A$  are defined as  $\sum_{j=1}^i A(j)$ , for  $i$ ,  $1 \leq i \leq n$ , or:

$A(1)$

$A(1) * A(2)$

...

$A(1) * A(2) * \dots * A(i)$

...

$A(1) * A(2) * \dots * A(n)$

The prefix sums algorithm below assumes that  $n = 2^k$  for some integer  $k$ , and that the arrays  $B(h, i)$  and  $C(h, i)$  for  $0 \leq h \leq \log n$  and  $1 \leq i \leq n/2^h$ , are given for storing intermediate steps of the computation. The algorithm works in two stages each taking logarithmic time. The first stage (lines 1-3 below) is similar to the summation algorithm of the previous section, where the computation advances from the leaves of a balanced binary tree to the root and computes, for each internal node  $[h, i]$  of the tree, the sum of its descendant leaves into  $B(h, i)$ . The second stage (lines 4-7 below) advances in the opposite direction, from the root to the leaves. For each internal node  $[h, i]$  the prefix sum of its rightmost leaf is entered into  $C(h, i)$ . Namely,  $C(h, i)$  is the prefix-sum  $A(1) * A(2) * \dots * A(\alpha)$ , where  $[0, \alpha]$  is the rightmost descendant leaf of  $[h, i]$ . In particular,  $C(0, 1), C(0, 2), \dots, C(0, n)$  have the desired prefix-sums. Figure 6 describes the  $B$  and  $C$  arrays, and the drilling example below. describes a balanced binary tree, Figure 7.

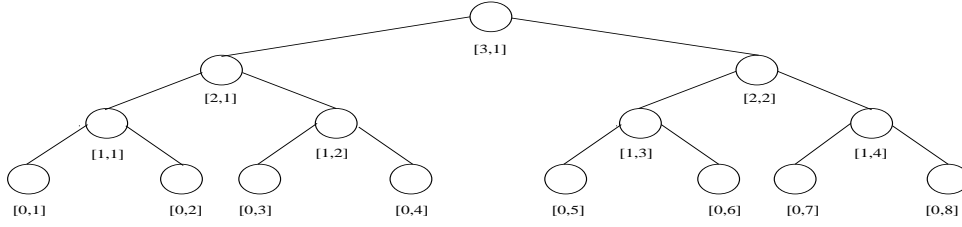


Figure 6: Balanced binary tree

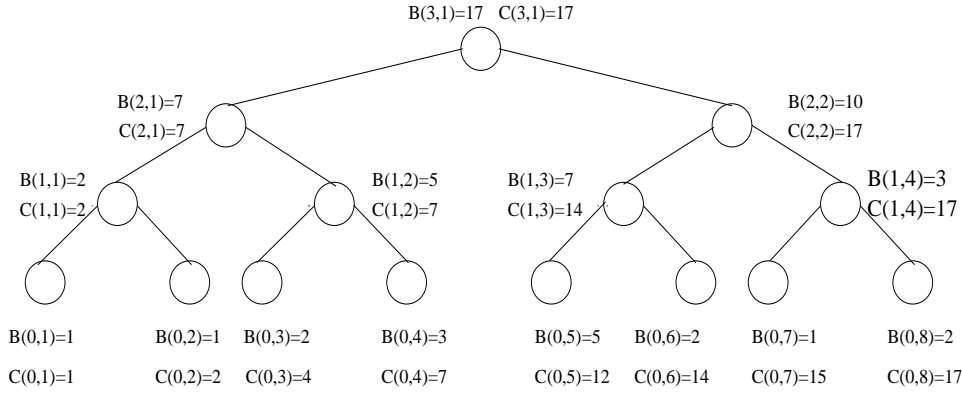


Figure 7: The prefix-sums algorithm

ALGORITHM 1 (Prefix-sums)

1. **for**  $i$ ,  $1 \leq i \leq n$  **pardo**
  - $B(0, i) := A(i)$
2. **for**  $h := 1$  **to**  $\log n$
3.   **for**  $i$ ,  $1 \leq i \leq n/2^h$  **pardo**
  - $B(h, i) := B(h-1, 2i-1) * B(h-1, 2i)$
4. **for**  $h := \log n$  **to** 0
5.   **for**  $i$  even,  $1 \leq i \leq n/2^h$  **pardo**
  - $C(h, i) := C(h+1, i/2)$
6.   **for**  $i = 1$  **pardo**
  - $C(h, 1) := B(h, 1)$
7.   **for**  $i$  odd,  $3 \leq i \leq n/2^h$  **pardo**
  - $C(h, i) := C(h+1, (i-1)/2) * B(h, i)$
8. **for**  $i$ ,  $1 \leq i \leq n$  **pardo**
  - Output  $C(0, i)$

**A drilling example.** Let us run Algorithm 1 on the following instance. See also Figure 7.  $n = 8$  and  $A = 1, 1, 2, 3, 5, 2, 1, 2$  and  $*$  is the  $+$  operation. Line 1 implies  $B(0; 1 \dots 8) = 1, 1, 2, 3, 5, 2, 1, 2$ . Lines 2-3 imply:  $B(1; 1, 2, 3, 4) = 2, 5, 7, 3$  for  $h = 1$ ,  $B(2; 1, 2) = 7, 10$  for  $h = 2$ , and  $B(3, 1) = 17$  for  $h = 3$ . Lines 4-7 imply  $C(3, 1) = 17$  for  $h = 3$ ,  $C(2; 1, 2) = 7, 17$  for  $h = 2$ ,  $C(1; 1, 2, 3, 4) = 2, 7, 14, 17$  for  $h = 1$ , and finally  $C(0; 1 \dots 8) = 1, 2, 4, 7, 12, 14, 15, 17$  for  $h = 0$ .

**Complexity.** The operations of the prefix-sums algorithm can be “charged” to nodes of the balanced binary tree, so that no node will be charged by more than a constant number of operations. These charges can be done as follows. For each assignment into either  $B(h, i)$  or  $C(h, i)$ , the operations that led to it are charged to node  $[i, j]$ . Since the number of nodes of the tree is  $2n - 1$ ,  $W(n)$ , the total number of operations of the algorithm is  $O(n)$ . The time is  $O(\log n)$  since it is dominated by the loops of lines 2 and 4, each requiring  $\log n$  rounds.

**Theorem 3.1:** *The prefix-sums algorithm runs in  $O(n)$  work and  $O(\log n)$  time.*

### 3.1. Application - the Compaction Problem

We already mentioned that the prefix-sums routine is heavily used in parallel algorithms. One trivial application, which is needed later in these notes, follows:

**Input.** An array  $A = A(1), \dots, A(n)$  of (any kind of) elements and another array  $B = B(1), \dots, B(n)$  of bits (each valued zero or one).

The **compaction** problem is to find a one-to-one mapping from the subset of elements of  $A(i)$ , for which  $B(i) = 1$ ,  $1 \leq i \leq n$ , to the sequence  $(1, 2, \dots, s)$ , where  $s$  is the (a priori unknown) numbers of ones in  $B$ . Below we assume that the mapping should be order preserving. That is, if  $A(i)$  is mapped to  $k$  and  $A(j)$  is mapped to  $k + 1$  then  $i < j$ . However, quite a few applications of compaction do not need to be order preserving.

For computing this mapping, simply compute all prefix sums with respect to array  $B$ . Consider an entry  $B(i) = 1$ . If the prefix sum of  $i$  is  $j$  then map  $A(i)$  into  $j$ . See also Figure 8.

**Theorem 3.2:** *The compaction algorithm runs in  $O(n)$  work and  $O(\log n)$  time.*

**Exercise 2:** *Let  $A$  be a memory address in the shared memory of a PRAM. Suppose that all  $p$  processors of the PRAM need to “know” the value stored in  $A$ . Give a fast EREW algorithm for broadcasting the value of  $A$  to all  $p$  processors. How much time will this take?*

**Exercise 3:** *The minimum problem is defined as follows. Input: An array  $A$  of  $n$  elements drawn from some totally ordered set. The minimum problem is to find the smallest*

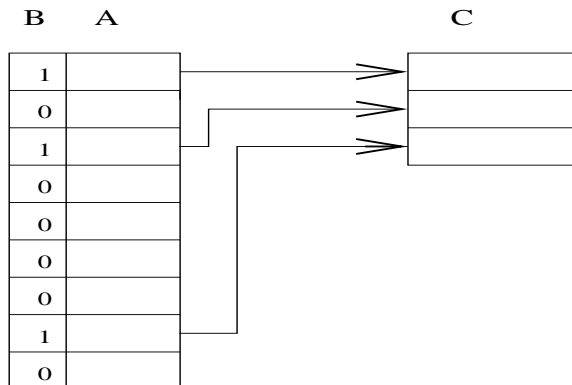


Figure 8: Application of prefix-sums for compaction

element in array  $A$ .

(1) Give an EREW PRAM algorithm that runs in  $O(n)$  work and  $O(\log n)$  time for the problem.

(2) Suppose we are given only  $p \leq n/\log n$  processors, which are numbered from 1 to  $p$ . For the algorithm of item (1) above, describe the algorithm to be executed by processor  $i$ ,  $1 \leq i \leq p$ .

The *prefix-min* problem has the same input as for the minimum problem and we need to find for each  $i$ ,  $1 \leq i \leq n$ , the smallest element among  $A(1), A(2), \dots, A(i)$ .

(3) Give an EREW PRAM algorithm that runs in  $O(n)$  work and  $O(\log n)$  time for the problem.

**Exercise 4:** The *nearest-one* problem is defined as follows. *Input:* An array  $A$  of size  $n$  of bits; namely, the value of each entry of  $A$  is either 0 or 1. The *nearest-one* problem is to find for each  $i$ ,  $1 \leq i \leq n$ , the largest index  $j \leq i$ , such that  $A(j) = 1$ .

(1) Give an EREW PRAM algorithm that runs in  $O(n)$  work and  $O(\log n)$  time for the problem.

The input for the *segmented prefix-sums* problem includes the same binary array  $A$  as above, and in addition an array  $B$  of size  $n$  of numbers. The *segmented prefix-sums* problem is to find for each  $i$ ,  $1 \leq i \leq n$ , the sum  $B(j) + B(j+1) + \dots + B(i)$ , where  $j$  is the nearest-one for  $i$  (if  $i$  has no nearest-one we define its nearest-one to be 1).

(2) Give an EREW PRAM algorithm for the problem that runs in  $O(n)$  work and  $O(\log n)$  time.

### 3.2. Recursive Presentation of the Prefix-Sums Algorithm

Recursive presentations are useful for describing serial algorithms. They are also useful for describing parallel ones. Sometimes they play a special role in shedding new light on a technique being used.

The input for the recursive procedure is an array  $(x_1, x_2, \dots, x_m)$  and the output is given in another array  $(u_1, u_2, \dots, u_m)$ . We assume that  $\log_2 m$  is a non-negative integer.

```

PREFIX-SUMS( $x_1, x_2, \dots, x_m; u_1, u_2, \dots, u_m$ )
1. if  $m = 1$  then  $u_1 := x_1$ ; exit
2. for  $i, 1 \leq i \leq m/2$  pardo
-    $y_i := x_{2i-1} * x_{2i}$ 
3. PREFIX-SUMS( $y_1, y_2, \dots, y_{m/2}; v_1, v_2, \dots, v_{m/2}$ )
4. for  $i$  even,  $1 \leq i \leq m$  pardo
-    $u_i := v_{i/2}$ 
5. for  $i = 1$  pardo
-    $u_1 := x_1$ 
6. for  $i$  odd,  $3 \leq i \leq m$  pardo
-    $u_i := v_{(i-1)/2} * x_i$ 

```

The prefix-sums algorithm is started by the following routine call:  
PREFIX-SUMS( $A(1), A(2), \dots, A(n); C(0, 1), C(0, 2), \dots, C(0, n)$ ).

The complexity analysis implied by this recursive presentation is rather concise and elegant. The time required by the routine PREFIX-SUMS, excluding the recursive call in instruction 3, is  $O(1)$ , or  $\leq \alpha$ , for some positive constant  $\alpha$ . The number of operations required by the routine, excluding the recursive call in instruction 3, is  $O(m)$ , or  $\leq \beta m$ , for some positive constant  $\beta$ . Since the recursive call is for a problem of size  $m/2$ , the running time,  $T(n)$ , and the total number of operations,  $W(n)$ , satisfy the recurrences:

$$T(n) \leq T(n/2) + \alpha$$

$$W(n) \leq W(n/2) + \beta n$$

Their solutions are  $T(n) = O(\log n)$ , and  $W(n) = O(n)$ .

**Exercise 5:** Multiplying two  $n \times n$  matrices  $A$  and  $B$  results in another  $n \times n$  matrix  $C$ , whose elements  $c_{i,j}$  satisfy  $c_{i,j} = \sum_{k=1}^n a_{i,k} b_{k,j}$ .

(1) Given two such matrices  $A$  and  $B$ , show how to compute matrix  $C$  in  $O(\log n)$  time using  $n^3$  processors.

(2) Suppose we are given only  $p \leq n^3$  processors, which are numbered from 1 to  $p$ . Describe the algorithm of item (1) above to be executed by processor  $i$ ,  $1 \leq i \leq p$ .

(3) In case your algorithm for item (1) above required more than  $O(n^3)$  work, show how to improve its work complexity to get matrix  $C$  in  $O(n^3)$  work and  $O(\log n)$  time.

(4) Suppose we are given only  $p \leq n^3 / \log n$  processors, which are numbered from 1 to  $p$ . Describe the algorithm for item (3) above to be executed by processor  $i$ ,  $1 \leq i \leq p$ .



## 4. The Simple Merging-Sorting Cluster

In this section we present two simple algorithmic paradigms called: *partitioning* and *divide-and-conquer*. Our main reason for considering the problems of merging and sorting in this section is for demonstrating these paradigms.

### 4.1. Technique: Partitioning; Problem: Merging

**Input:** Two arrays  $A = A(1) \dots A(n)$  and  $B = B(1) \dots B(m)$  consisting of elements drawn from a totally ordered domain  $S$ . We assume that each array is monotonically non-decreasing.

The **merging problem** is to map each of these elements into an array  $C = C(1) \dots C(n+m)$  which is also monotonically non-decreasing.

For simplicity, we will assume that: (i) the elements of  $A$  and  $B$  are pairwise distinct, (ii)  $n = m$ , and (iii) both  $\log n$  and  $n/\log n$  are integers. Extending the algorithm to cases where some or all of these assumptions do not hold is left as an exercise.

It turns out that a very simple divide-and-conquer approach, which we call **partitioning**, enables to obtain an efficient parallel algorithm for the problem. An outline of the paradigm follows by rephrasing the merging problem as a ranking problem, for which three algorithms are presented. The first algorithm is parallel and is called a “surplus-log” algorithm. The second is a standard serial algorithm. The third algorithm is the parallel merging algorithm. Guided by the partitioning paradigm, the third and final algorithm uses the first and second algorithms as building blocks.

**The partitioning paradigm** Let  $n$  denote the size of the input for a problem. Informally, a partitioning paradigm for designing a parallel algorithm could consist of the following two stages:

**partitioning** - partition the input into a large number, say  $p$ , of independent small jobs, so that the size of the largest small job is roughly  $n/p$ , and

**actual work** - do the small jobs concurrently, using a separate (possibly serial) algorithm for each.

A sometimes subtle issue in applying this simple paradigm is in bringing about the lowest upper bound possible on the size of any of the jobs to be done in parallel.

The merging problem can be rephrased as a ranking problem, as follows. Let  $B(j) = z$  be an element of  $B$ , which is not in  $A$ . Then  $RANK(j, A)$  is defined to be  $i$  if  $A(i) < z < A(i+1)$ , for  $1 \leq i < n$ ;  $RANK(j, A) = 0$  if  $z < A(1)$  and  $RANK(j, A) = n$  if  $z > A(n)$ . The **ranking problem**, denoted  $RANK(A, B)$  is to compute: (i)  $RANK(i, B)$  (namely, to rank element  $A(i)$  in  $B$ ), for every  $1 \leq i \leq n$ , and

(ii)  $RANK(i, A)$  for every  $1 \leq i \leq n$ .

**Claim.** Given a solution to the ranking problem, the merging problem can be solved in constant time and linear work. (Namely in  $O(1)$  time and  $O(n + m)$  work.)

To see this, observe that element  $A(i)$ ,  $1 \leq i \leq n$  should appear in location  $i + RANK(i, B)$  of the merged array  $C$ . That is, given a solution to the ranking problem, the following instructions extend it into a solution for the merging problem:

**for**  $1 \leq i \leq n$  **pardo**

-  $C(i + RANK(i, B)) := A(i)$

**for**  $1 \leq i \leq n$  **pardo**

-  $C(i + RANK(i, A)) := B(i)$

It is now easy to see that the Claim follows. This allows devoting the remainder of this section to the ranking problem.

Our first “surplus-log” parallel algorithm for the ranking problem works as follows.

**for**  $1 \leq i \leq n$  **pardo**

- Compute  $RANK(i, B)$  using the standard *binary search method*.

- Compute  $RANK(i, A)$  using binary search

For completeness, we describe the **binary search method**. The goal is to compute  $RANK(i, B)$  where  $B = B(1, \dots, n)$ . Binary search is a recursive method. Assume below that  $x = \lceil n/2 \rceil$ . Element  $B(x)$  is called the *middle* element of  $B$ . Now,  $RANK(i, B)$  is computed recursively as follows.

**if**  $n = 1$

**then if**  $A(i) < B(1)$  **then**  $RANK(i, B) := 0$  **else**  $RANK(i, B) := 1$

**else**

- **if**  $A(i) < B(x)$  **then**  $RANK(i, B) := RANK(i, B(1, \dots, x - 1))$

- **if**  $A(i) > B(x)$  **then**  $RANK(i, B) := x + RANK(i, B(x + 1, \dots, n))$

Binary search takes  $O(\log n)$  time. The above surplus-log parallel algorithm for the ranking problem takes a total of  $O(n \log n)$  work and  $O(\log n)$  time. The name *surplus-log* highlights the  $O(n \log n)$ , instead of  $O(n)$ , bound for work.

A **serial** routine for the **ranking** problem follows. Since it will be used later with  $n \neq m$ , we differentiate the two values in the routine below.

*SERIAL* –  $RANK(A(1), A(2), \dots, A(n); B(1), B(2), \dots, B(m))$

$k := 0$  and  $l := 0$ ; add two auxiliary elements  $A(n + 1)$  and  $B(m + 1)$  which are each larger than both  $A(n)$  and  $B(m)$

**while**  $k \leq n$  or  $l \leq m$  **do**

- **if**  $A(k + 1) < B(l + 1)$

- **then**  $RANK(k + 1, B) := l$ ;  $k := k + 1$

- **else**  $RANK(l + 1, A) := k$ ;  $l := l + 1$

In words, starting from  $A(1)$  and  $B(1)$ , in each round one element from  $A$  is compared with one element of  $B$  and the rank of the smaller among them is determined. *SERIAL* –

*RANK* takes a total of  $O(n + m)$  time.

We are ready to present the **parallel algorithm for ranking**. For simplicity, we assume again that  $n = m$  and that  $A(n + 1)$  and  $B(n + 1)$  are each larger than both  $A(n)$  and  $B(n)$ .

**Stage 1 (partitioning)**. Let  $x = n / \log n$ . We use a variant of the surplus-log algorithm for the purpose of partitioning the original ranking problem into  $O(x)$  problems.

**1.1** We select  $x$  elements of  $A$  and copy them into a new array  $A\_SELECT$ . The  $x$  elements are selected so as to partition  $A$  into  $x$  (roughly) equal blocks. Specifically,  $A\_SELECT = A(1), A(1 + \log n), A(1 + 2 \log n) \dots A(n + 1 - \log n)$ . For each  $A\_SELECT(i)$ ,  $1 \leq i \leq x$  separately (and in parallel), compute  $RANK(i, B)$  using binary search in  $O(\log n)$  time. (*Note: It should be clear from the context that  $i$  is an index in array  $A\_SELECT$  and not array  $A$ .*)

**1.2** Similarly, we select  $x$  elements of  $B$ , and copy them into a new array  $B\_SELECT$ . The  $x$  elements partition  $B$  into  $p$  (roughly) equal blocks:  $B\_SELECT = B(1), B(1 + \log n), B(1 + 2 \log n) \dots B(n + 1 - \log n)$ . For each  $B\_SELECT(i)$ ,  $1 \leq i \leq x$  separately, compute  $RANK(i, A)$  using binary search in  $O(\log n)$  time;  $i$  is an index in array  $B\_SELECT$ .

The situation following the above computation is illustrated in Figure 9.

**High-level description of Stage 2.** The original ranking problem was partitioned in Stage 1 into  $2n / \log n$  “small ranking problems”. The ranking of each non-selected element of  $A$  and  $B$  is determined in Stage 2 by **exactly one** small problem. Importantly, the size of each small problem does not exceed  $2 \log n$ . This allows solving in parallel all small problems, where each will be solved in  $O(\log n)$  time using *SERIAL – RANK*.

Each element  $A\_SELECT(i)$  and  $B\_SELECT(i)$ ,  $1 \leq i \leq n / \log n$ , defines a small ranking problem of those elements in  $A$  and  $B$  which are just larger than itself. Specifically:

**Stage 2(a) (actual ranking for the small problems of  $A\_SELECT(1, \dots, n / \log n)$ .** Let  $A\_SELECT(i)$ , for some  $i$ ,  $1 \leq i \leq n / \log n$ . The input of the ranking problem of  $A\_SELECT(i)$  consists of two subarrays: (i) the successive subarray of  $A$  that spans between element  $(i - 1) \log n + 1$ , denoted  $a - start - a(i)$ , and some element denoted  $a - end - a(i)$ , and (ii) the successive subarray of  $B$  that spans between element  $a - start - b(i) = RANK(i, B) + 1$  ( $i$  is an index of  $A\_SELECT$ ) and some element  $a - end - b(i)$ . Rather than showing how to find  $a - end - a(i)$  and  $a - end - b(i)$ , we show how to determine that *SERIAL – RANK* has completed its “small ranking problem”. As the comparisons between elements of  $A$  and  $B$  proceed, this determination is made upon the first comparison in which another element of  $A\_SELECT$  or  $B\_SELECT$  (or  $A(n + 1)$  or  $B(n + 1)$ ) “loses”. The rationale being that that this comparison already belongs to the next small problem.

**Stage 2(b) (actual ranking for the small problems of  $B\_SELECT(1, \dots, n / \log n)$ .** The input of the problems defined by an element  $B\_SELECT(i)$ ,  $1 \leq i \leq n / \log n$ , consists of: (i) the successive subarray of  $B$  that spans between element  $(i - 1) \log n + 1$ ,

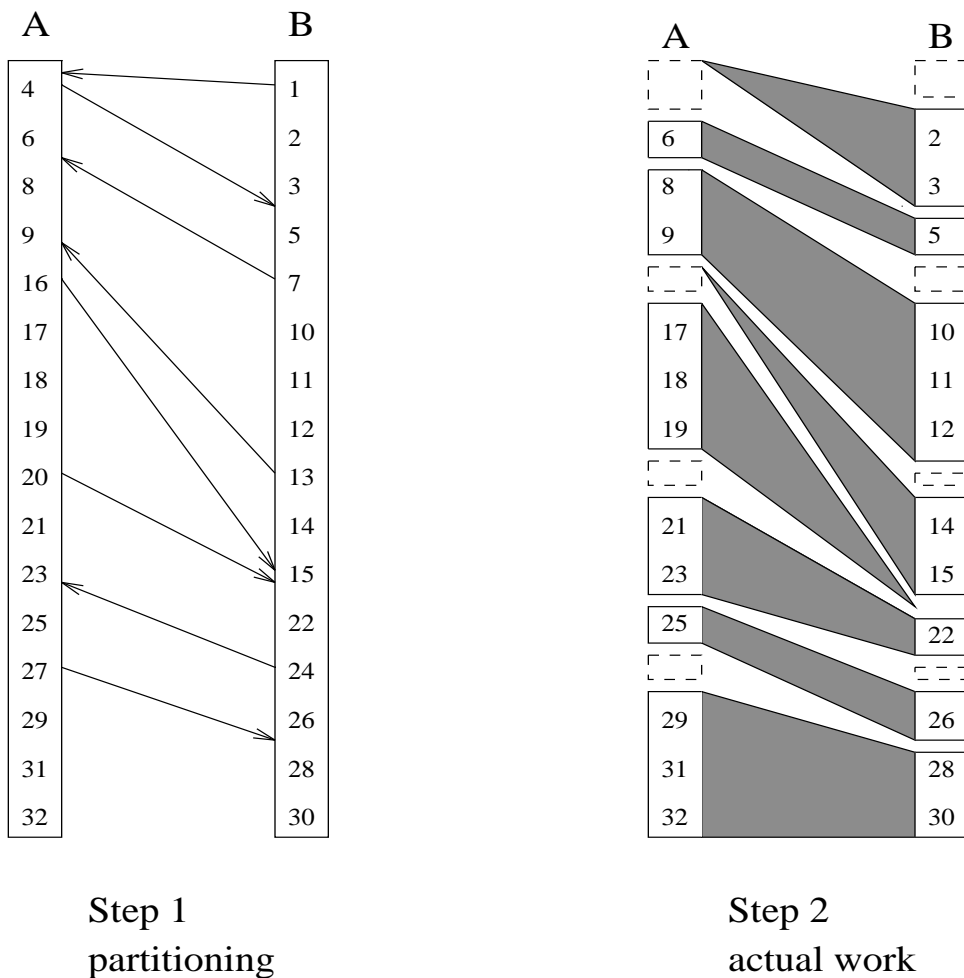


Figure 9: Main steps of the ranking/merging algorithm

denoted  $b - start - b(i)$ , and some element denoted  $b - end - b(i)$ , and (ii) the successive subarray of  $A$  that spans between element  $b - start - a(i) = RANK(i, A) + 1$  ( $i$  is an index of  $B\_SELECT$ ) and some element  $b - end - a(i)$ . Determining that  $SERIAL - RANK$  has completed its small ranking problem is similar to case (a) above.

**Complexity.** Stage 1 takes  $O(x \log n)$  work and  $O(\log n)$  time, which translates into  $O(n)$  work and  $O(\log n)$  time. Since the input for each of the  $2n/\log n$  small ranking problems contains at most  $\log n$  elements from array  $A$  and at most  $\log n$  elements from array  $B$ , Stage 2 employs  $O(n/\log n)$  serial algorithms, each takes  $O(\log n)$  time. The total work is, therefore,  $O(n)$  and the time is  $O(\log n)$ .

**Theorem 4.1:** *The merging/ranking algorithm runs in  $O(n)$  work and  $O(\log n)$  time.*

**Exercise 6:** *Consider the merging problem as stated in this section. Consider a variant of the above merging algorithm where instead of fixing  $x$  to be  $n/\log n$ ,  $x$  could be any*

positive integer between 1 and  $n$ . Describe the resulting merging algorithm and analyze its time and work complexity as a function of both  $x$  and  $n$ .

**Exercise 7:** Consider the merging problem as stated in this section, and assume that the values of the input elements are not pairwise distinct. Adapt the merging algorithm for this problem, so that it will take the same work and the same running time.

**Exercise 8:** Consider the merging problem as above, and assume that the values of  $n$  and  $m$  are not equal. Adapt the merging algorithm for this problem. What are the new work and time complexities?

**Exercise 9:** Consider the merging algorithm presented in this section. Suppose that the algorithm needs to be programmed using the smallest number of Spawn commands in an XMT-C single-program multiple-data (SPMD) program. What is the smallest number of Spawn commands possible? Justify your answer.

(Note: This exercise should be given only after XMT-C programming has been introduced.)

#### 4.2. Technique: Divide and Conquer; Problem: Sorting-by-merging

**Divide and conquer** is a useful paradigm for designing serial algorithms. Below, we show that it can also be useful for designing a parallel algorithm for the **sorting problem**.

**Input:** An array of  $n$  elements  $A = A(1), \dots, A(n)$ , drawn from a totally ordered domain.

The sorting problem is to reorder (permute) the elements of  $A$  into an array  $B = B(1), \dots, B(n)$ , such that  $B(1) \leq B(2) \leq \dots \leq B(n)$ .

Sorting-by-merging is a classic serial algorithm. This section demonstrates that sometimes a serial algorithm translates directly into a reasonably efficient parallel algorithm. A recursive description follows.

*MERGE – SORT*( $A(1), A(2), \dots, A(n); B(1), B(2), \dots, B(n)$ )

Assume that  $n = 2^l$  for some integer  $l \geq 0$

**if**  $n = 1$

**then** return  $B(1) := A(1)$

**else** call, in parallel, *MERGE – SORT*( $A(1), \dots, A(n/2); C(1), \dots, C(n/2)$ ) and

- *MERGE – SORT*( $A(n/2 + 1), \dots, A(n); C(n/2 + 1), \dots, C(n)$ )

- Merge  $C(1), \dots, C(n/2)$ ) and  $C(n/2 + 1), \dots, C(n)$ ) into  $B(1), B(2), \dots, B(n)$ )

**Example** Figure 10 shows how the recursion unfolds for an input of eight elements

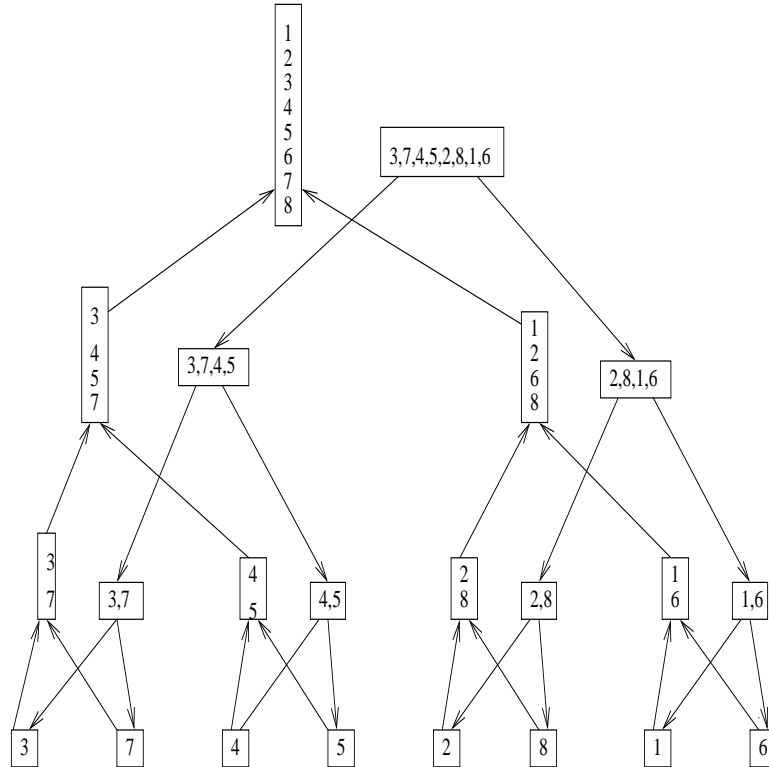


Figure 10: Example of the merge-sort algorithm

$A = (3, 7, 4, 5, 2, 8, 1, 6)$ . The eight elements are repeatedly split into two sets till singleton sets are obtained; in the figure, move downwards as this process progresses. The single elements are then repeatedly pairwise merged till the original eight elements are sorted; in the figure, move upwards as this process progresses.

**Complexity.** The merging algorithm of the previous section runs in logarithmic time and linear work. Hence, the time and work of merge-sort satisfies the following recurrence inequalities:

$$T(n) \leq T(n/2) + \alpha \log n; \quad W(n) \leq 2W(n/2) + \beta n$$

where  $\alpha, \beta > 0$  are constants. The solutions are  $T(n) = O(\log^2 n)$  and  $W(n) = O(n \log n)$ .

**Theorem 4.2:** *Merge-sort runs in  $O(n \log n)$  work and  $O(\log^2 n)$  time.*

Similar to the prefix-sums algorithm above, the merge-sort algorithm could have also been classified as a “balanced binary tree” algorithm. In order to see the connection, try to give a non-recursive description of merge-sort.

## 5. “Putting Things Together” - a First Example. Techniques: Informal Work-Depth (IWD), and Accelerating Cascades; Problem: Selection

One of the biggest challenges in designing parallel algorithms is overall planning (“macro-design”). In this section, we will learn two macro-techniques: (1) Accelerating Cascades provides a way for taking several parallel algorithms for a given problem and deriving out of them a parallel algorithm, which is more efficient than any of them separately; and (2) Informal Work-Depth (IWD) is a description methodology for parallel algorithm. The methodology guides algorithm designers to: (i) focus on the most crucial aspects of a parallel algorithm, while suppressing a considerable number of significant details, and (ii) add these missing details at a later stage. IWD frees the parallel algorithm designers to devote undivided attention to achieving the best work and time. The experience and training acquired through these notes provide the skills for filling in the missing details at a later stage. Overall, this improves the effectiveness of parallel algorithm design. In this section, we demonstrate these techniques for designing a fast parallel algorithm that needs only  $O(n)$  work for the selection problem.

### The selection problem

**Input:** An array  $A = A(1), A(2), \dots, A(n)$  of  $n$  elements drawn from a totally ordered domain, and an integer  $k$ ,  $1 \leq k \leq n$ .

An element  $A(j)$  is a  $k$ -th smallest element of  $A$  if at most  $k - 1$  elements of  $A$  are smaller and at most  $n - k$  elements are larger. Formally,  $|\{i : A(i) < A(j) \text{ for } 1 \leq i \leq n\}| \leq k - 1$  and  $|\{i : A(i) > A(j) \text{ for } 1 \leq i \leq n\}| \leq n - k$ .

The selection problem is to find a  $k$ -th smallest element of  $A$ .

**Example.** Let  $A = 9, 7, 2, 3, 8, 5, 7, 4, 2, 3, 5, 6$  be an array of 12 integers, and let  $k = 4$ . Then, each among  $A(4)$  and  $A(10)$  (whose value is 3) is a 4-th smallest element of  $A$ . For  $k = 5$ ,  $A(8) = 4$  is the only 5-th smallest element.

The selection problem has several notable instances: (i) for  $k = 1$  the selection problem becomes the problem of finding the minimum element in  $A$ , (ii) for  $k = n$  the selection problem becomes the problem of finding the maximum element in  $A$ , and (iii) for  $k = \lceil n/2 \rceil$  the  $k$ -smallest element is the *median* of  $A$  and the selection problem amounts to finding this median.

### 5.1. Accelerating Cascades

For devising the fast  $O(n)$ -work algorithm for the selection problem, we will use two building blocks. Each building block is itself an algorithm for the problem:

(1) Algorithm 1 works in  $O(\log n)$  iterations. Each iteration takes an instance of the selection problem of size  $m$  and reduces it in  $O(\log m)$  time and  $O(m)$  work to another instance of the selection problem whose size is bounded by a fraction of  $m$  (specifically,

$\leq 3m/4$ ). Concluding that the total running time of such an algorithm is  $O(\log^2 n)$  and its total work is  $O(n)$  is easy.

(2) Algorithm 2 runs in  $O(\log n)$  time and  $O(n \log n)$  work.

The advantage of Algorithm 1 is that it needs only  $O(n)$  work, while the advantage of Algorithm 2 is that it requires less time. The accelerating cascades technique gives a way for combining these algorithms into a single algorithm that is both fast and needs  $O(n)$  work. The main idea is to start with Algorithm 1, but, instead of running it to completion, switch to Algorithm 2. This is demonstrated next.

### An ultra-high-level description of the selection algorithm

**Step 1.** Apply Algorithm 1 for  $O(\log \log n)$  rounds to reduce an original instance of the selection problem into an instance of size  $\leq n/\log n$ .

**Step 2.** Apply Algorithm 2.

**Complexity analysis.** We first confirm that  $r = O(\log \log n)$  rounds are sufficient to bring the size of the problem below  $n/\log n$ . To get  $(3/4)^r n \leq n/\log n$ , we need  $(4/3)^r \geq \log n$ . The smallest value of  $r$  for which this holds is  $\log_{4/3} \log n$ . This is indeed  $O(\log \log n)$ . So, Step 1 takes  $O(\log n \log \log n)$  time. The number of operations is  $\sum_{i=0}^{r-1} (3/4)^i n = O(n)$ . Step 2 takes additional  $O(\log n)$  time and  $O(n)$  work. So, in total, we get  $O(\log n \log \log n)$  time, and  $O(n)$  work.

Following this illustration of the accelerating cascades technique, we proceed to present the general technique.

### The Accelerating Cascades Technique

Consider the following situation: for a given problem of size  $n$  we have two parallel algorithms. Algorithm A performs  $W_1(n)$  operations in  $T_1(n)$  time, and Algorithm B performs  $W_2(n)$  operations in  $T_2(n)$  time. Suppose that Algorithm A is more efficient ( $W_1(n) < W_2(n)$ ), while Algorithm B is faster ( $T_1(n) < T_2(n)$ ). Assume also that Algorithm A is a “reducing algorithm” in the following sense. Given a problem of size  $n$ , Algorithm A operates in phases where the output of each successive phase is a smaller instance of the problem. The accelerating cascades technique composes a new algorithm out of algorithms A and B, as follows. Start by applying Algorithm A. Once the output size of a phase of this algorithm is below some threshold, finish by switching to Algorithm B. It is easy to see from the ultra-high-level description of the selection algorithm that it indeed demonstrates the accelerating cascades technique. It is, of course, possible that instead of the first algorithm there will be a chain of several reducing algorithms with increasing work and decreasing running times. The composed algorithm will start with the slowest (and most work-efficient) reducing algorithm, switch to the second-slowest (and second most work-efficient) reducing algorithm, and so on, until the fastest and least work-efficient reducing algorithm. Finally, it will switch to the last algorithm which need not be a reducing one.

**Remark** The accelerating cascades framework permits the following kind of budget considerations in the design of parallel algorithms and programs. Given a “budget” for



the total number of operations (i.e., some upper bound on the total number of operations allowed), the framework enables to determine the fastest running time that one can achieve from given building blocks. It should be clear that such budgeting extends to *constant factors* and need not stop at the asymptotic level. Similarly, given a budget for running time, the framework enables to determine the most work-efficient implementation that one can achieve from given building blocks. A related practical way in which the basic accelerating cascades insight can be used is as follows. Suppose that we start with using the most work-efficient algorithm available. However, at some point in time during its run the number of processors actually available to us in a parallel machine becomes equal to  $W/D$ , where  $W$  is the remaining work of a second, less work-efficient algorithm and  $D$  its depth. ( $W/D$  can be thought of as the highest number of processors that the algorithm can effectively use.) Once this threshold is reached, accelerating cascades leads to switching to the second algorithm.

## 5.2. The Selection Algorithm (continued)

**Algorithm 2** is actually a sorting algorithm. Observe that selection is an instance of the sorting problem where the  $k$ -th smallest elements are found for *every*  $1 \leq k \leq n$ . Sorting algorithms that run in time  $O(\log n)$  using  $O(n \log n)$  work are referenced (but not presented) elsewhere in these notes.

The remainder of this section is devoted to presenting Algorithm 1. A high-level description of Algorithm 1 is given next. The reader needs to be aware that the interest in this high-level description is broader than the selection itself, as it illustrates the IWD technique. In line with the IWD presentation technique, some missing details for Algorithm 1 are filled in later. The general IWD technique is discussed in Section 5.3.

Given as input an array  $A = A(1), \dots, A(n)$  of size  $n$  and an integer  $k$ ,  $1 \leq k \leq n$ , Algorithm 1 works in “reducing” iterations. The input to an iteration is a array  $B = \{B(1), \dots, B(m)\}$  of size  $m$  and an integer  $k_0$ ,  $1 \leq k_0 \leq m$ , we need to find the  $k_0$ -th element in  $B$ . Established by the Reducing Lemma below, the main idea behind the reducing iteration is to find an element  $\alpha$  of  $B$  which is guaranteed to be not too small (specifically, at least  $m/4$  elements of  $B$  are smaller), and not too large (at least  $m/4$  elements of  $B$  are larger). An exact ranking of  $\alpha$  in  $B$  enables to conclude that at least  $m/4$  elements of  $B$  do not contain the  $k_0$ -th smallest element, and, therefore, can be discarded; the other alternative being that the  $k_0$ -th smallest element (which is also the  $k$ -th smallest element with respect to the original input) has been found.

ALGORITHM 1 - High-level description

(Assume below, for simplicity, that  $\log m$  and  $m/\log m$  are integers.)

1. **for**  $i$ ,  $1 \leq i \leq n$  **pardo**

-  $B(i) := A(i)$

2.  $k_0 := k$ ;  $m := n$

3. **while**  $m > 1$  **do**

3.1. Partition  $B$  into  $m/\log m$  blocks, each of size  $\log m$  as follows. Denote

- the blocks  $B_1, \dots, B_{m/\log m}$ , where  $B_1 = B[1, \dots, \log m]$ ,

-  $B_2 = B[\log m + 1, \dots, 2 \log m], \dots, B_{m/\log m} = B[m - \log m + 1, \dots, m]$ .

3.2. **for** block  $B_i$ ,  $1 \leq i \leq m/\log m$  **pardo**

- compute the median  $\alpha_i$  of  $B_i$ , using a linear time serial selection algorithm

3.3. Apply a sorting algorithm to find  $\alpha$  the median of the

- medians  $(\alpha_1, \dots, \alpha_{m/\log m})$ .

3.4. Compute  $s_1$ ,  $s_2$  and  $s_3$ .  $s_1$  is the number of elements in  $B$  smaller

- than  $\alpha$ ,  $s_2$  the number of elements equal to  $\alpha$ , and  $s_3$ , the number

- of elements larger than  $\alpha$ .

3.5. There are three possibilities:

3.5.1 (i)  $k_0 \leq s_1$ : the new subset  $B$  (the input for the next iteration)

- consists of the elements in  $B$ , which are smaller than  $\alpha$  ( $m := s_1$ ),

- and  $k_0$  remains the same.

3.5.2 (ii)  $s_1 < k_0 \leq s_1 + s_2$ :  $\alpha$  itself is the  $k_0$ -th smallest element in  $B$ , and the

- whole selection algorithm is finished.

3.5.3 (iii)  $k_0 > s_1 + s_2$ : the new subset  $B$  consists of the elements in  $B$ , which

- are larger than  $\alpha$  ( $m := s_3$ ), and  $k_0 := k_0 - (s_1 + s_2)$ .

4. (we can reach this instruction only with  $m = 1$  and  $k_0 = 1$ )

-  $B(1)$  is the  $k_0$ -th element in  $B$ .

**Reducing Lemma.** At least  $m/4$  elements of  $B$  are smaller than  $\alpha$ , and at least  $m/4$  are larger.

**Proof of the Reducing Lemma.**  $\alpha$  is the median of the medians  $(\alpha_1, \dots, \alpha_{m/\log m})$ . Therefore, at least half of the medians are  $\leq \alpha$ . Consider a median  $\alpha_i$  which is  $\leq \alpha$ . At least half the elements in its block  $B_i$  are  $\leq \alpha_i$ , and therefore  $\leq \alpha$ . We conclude that at least a quarter of the elements in  $B$  are  $\leq \alpha$ . An illustrative explanation is given in Figure 11, where each row represents a block of size  $\log m$ ; we assume (for the figure only) that each block is sorted, and its median is the middle element of the row and that the rows are sorted by increasing values of their medians; the upper left quadrant (whose lower right endpoint is  $\alpha$ ) contains  $\geq m/4$  elements, whose values are at most  $\alpha$ . The proof that at least a quarter of the elements in  $B$  are  $\geq \alpha$  is similar.

**Corollary 1.** Following an iteration of Algorithm 1 the value of  $m$  decreases so that the new value of  $m$ , denoted here  $m'$ , is at most  $(3/4)m$ .

**Proof** If  $k_0 \leq s_1$  (case (i) in Step 3.5), then  $s_2 + s_3 \geq m/4$ ; therefore,  $m' = s_1 \leq (3/4)m$ . If  $k_0 \geq s_1 + s_2$  (case (iii) in Step 3.5), then  $s_1 + s_2 \geq m/4$ , and therefore

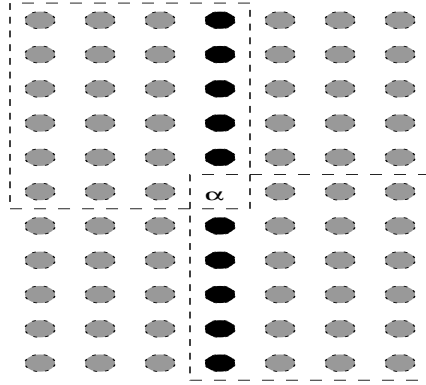


Figure 11: Proof that  $\geq 1/4$  of the elements in  $B$  are  $\geq \alpha$  and that  $\geq 1/4$  are  $\leq \alpha$

$$m' = s_3 \leq (3/4)m.$$

The above high-level presentation of Algorithm 1 follows a general description methodology, we first proceed to describe this methodology. Later, we go back to wrap up the description of Algorithm 1.

### 5.3. A top-down description methodology for parallel algorithms

The methodology suggests to describe Work-Depth (or PRAM) algorithms in an informal two-level top-down manner. The upper level (systematically) suppresses some specific details, which are then added in the low-level.

**The Upper Level - an Informal Work-Depth (IWD) description.** Similar to Work-Depth, *the algorithm is presented in terms of a sequence of parallel time units (or “rounds”, or “pulses”); however, at each time unit there is a set containing any number of instructions to be performed concurrently.* See Figure 12.

The difference with respect to Work-Depth is that the requirement to have the instructions of a time unit given as a sequence is dropped. Descriptions of the set of concurrent instructions can come in many different flavors, and we will even tolerate implicit descriptions, where the number of instruction is not obvious. We call such descriptions Informal Work-Depth(IWD).

An example for an IWD description is the high-level description of Algorithm 1 above. The input (and output) for each reducing iteration is given in the form of a set. We were also not specific on how to compute  $s_1$ ,  $s_2$  and  $s_3$ .

**Important Comment.** The main methodological issue which is addressed in these notes is how to train computer science and engineering professionals “**to think in parallel**”. These notes suggest the following informal answer: *train yourself to provide IWD description of parallel algorithms. The rest is detail (although important).*

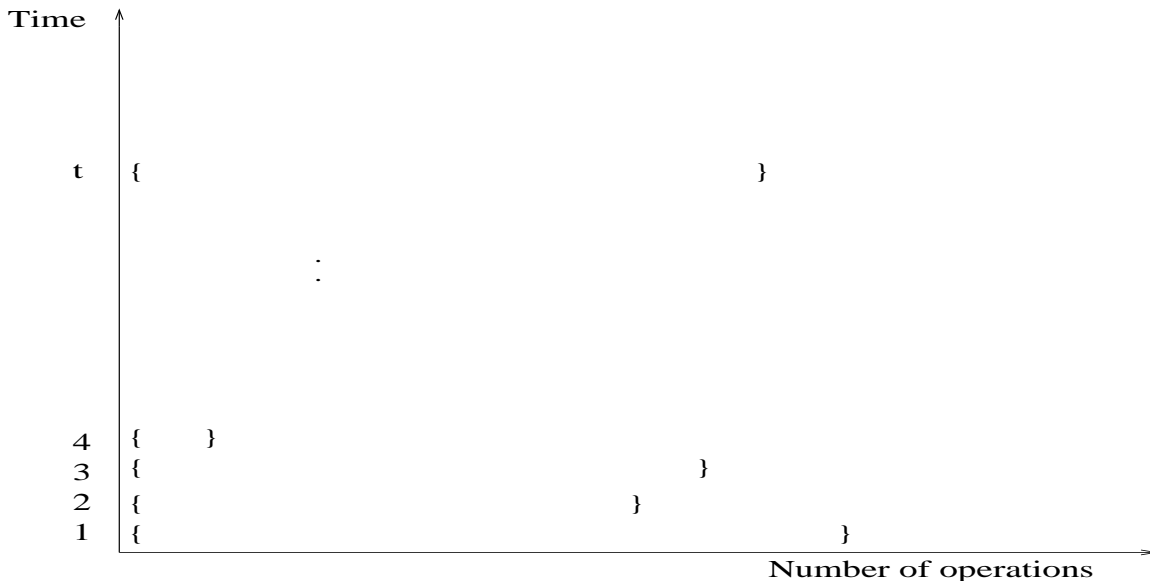


Figure 12: IWD mode: in each of the  $t$  steps of an algorithm a set of as many operations as needed by the algorithm are performed

**The Lower Level.** We present the algorithm as a Work-Depth one. The job is to transform the (possibly implicit) set representation of the concurrent instructions, in each time unit, into a sequence. It is possible that a time unit in the upper level will require more than one time unit in the lower level. Numerous examples enable us to make the following circumstantial statement: *inserting later the details omitted by the upper level without increasing by “too much” the time or work requirements is often not very difficult.*

#### 5.4. The Selection Algorithm (wrap-up)

To derive the lower level description of Algorithm 1, we simply apply the prefix-sums algorithm several times. We will assume that the input to an iteration includes the set  $B$  as an array, and show how to provide the output of an iteration in this form. A new set  $B$  can be generated in either instruction 3.5.1 or 3.5.3. In each of these cases, use the compaction algorithm (given in Section 3.1 as an application of the prefix-sums algorithm) to get the output of an iteration in an array form. In instruction 3.4 it is enough to use a summation algorithm for computing  $s_1, s_2$  and  $s_3$ . Each of these adds a time of  $O(\log m)$  and  $O(m)$  work to an iteration.

**Complexity.** Step 1 takes  $O(n)$  work and  $O(1)$  time. Step 2 takes  $O(1)$  work. Each iteration of Step 3 runs in  $O(\log m)$  time and  $O(m)$  work: Step 3.1 take  $O(1)$  time and  $O(m)$  work; Step 3.2 takes  $O(\log m)$  time and work, per block, and a total of  $O(\log m)$  time and  $O(m)$  work; using an  $O(n \log n)$  work and  $O(\log n)$  time sorting

algorithm for an input of size  $m/\log m$ , Step 3.3 takes  $O(m)$  work and  $O(\log m)$  time; we already explained that the computation consuming parts of steps 3.4 and 3.5 apply a summation, or a prefix-sums algorithm and therefore, each takes  $O(m)$  work and  $O(\log m)$  time. This means that the total amount of work in Step 3 could be upper bounded by  $O(n + (3/4)n + (3/4)^2n + \dots)$ , or  $O(n)$ . Since the number of iterations is  $O(\log n)$ , the total running time of Step 3 is  $O(\log^2 n)$ . Step 4 takes  $O(1)$  work. So, the running time of Algorithm 1 for the selection problem is  $O(\log^2 n)$  and the work is  $O(n)$ .

**Theorem 5.1:** *Algorithm 1 solves the selection problem in  $O(\log^2 n)$  time and  $O(n)$  work. The main selection algorithm of this chapter, which is composed of algorithms 1 and 2, runs in  $O(n)$  work and  $O(\log n \log \log n)$  time.*

**Exercise 10:** *Consider the following sorting algorithm. Find the median element and then continue by sorting separately the elements larger than the median and the ones smaller than the median. Explain why this is indeed a sorting algorithm. What will be the time and work complexities of such algorithm?*

### Summary of things learned in this chapter.

The accelerating cascades framework was presented and illustrated by the selection algorithm. A top-down methodology for describing parallel algorithms was presented. Its upper level, called Informal Work-Depth (IWD), is proposed in these notes as the essence of thinking in parallel. IWD presentation was demonstrated for one of the building blocks for the selection algorithm.

## 6. Integer Sorting

*Input* An array  $A = A(1), \dots, A(n)$  of integers from the range  $[0, \dots, r - 1]$ , where  $n$  and  $r$  are positive integers.

The *sorting problem* is to rank the elements in  $A$  from smallest to largest.

For simplicity assume that  $n$  is divisible by  $r$ . A typical value for  $r$  might be  $n^{1/2}$ , but other values are of course possible.

We mention two interesting things about the integer sorting algorithm presented in the current section. (i) Its performance depends on the value of  $r$ , and unlike other parallel algorithms we have seen, its running time may not be bounded by  $O(\log^k n)$  for any constant  $k$  (such bound is sometimes called *poly-logarithmic*). It is a remarkable coincidence that the literature includes only very few work-efficient parallel algorithm whose running time is not poly-logarithmic. (ii) It already lent itself to efficient implementation on a few parallel machines in the early 1990s. See a remark at the end of this section.

The algorithm works as follows.

**Step 1** Partition array  $A$  into  $n/r$  subarrays of size  $r$  each,  $B_1 = A[1, \dots, r], B_2 = A[r + 1, \dots, 2r], \dots, B_{n/r} = A[n - r + 1, \dots, n]$ . Using a serial bucket sort (see also Exercise 12 below) algorithm, sort each subarray separately (and in parallel for all subarrays). Also compute:

(1)  $number(v, s)$  - the number of elements whose value is  $v$ , in subarray  $B_s$ , for  $0 \leq v \leq r - 1$ , and  $1 \leq s \leq n/r$ ; and

(2)  $serial(i)$  - the number of elements  $A(j)$  such that  $A(j) = A(i)$  and precede element  $i$  in its subarray  $B_s$  (note that since element  $i$  is in subarray  $s$ ,  $serial(i)$  counts only  $j < i$ , where  $\lceil j/r \rceil = \lceil i/r \rceil = s$ ), for  $1 \leq i \leq n$ .

*Example* Let  $n$  be some value and  $r = 4$ . Let  $B_1 = (2, 3, 2, 2)$ . Then,  $number(2, 1) = 3$ , since the value of three out of the four elements of  $B_1$  is 2, and  $serial(3) = 1$  since there is one element, that is  $A(1)$ , in  $B_1$  which is equal to  $A(3)$ .

**Step 2.** Separately (and in parallel) for each value  $v$ ,  $0 \leq v \leq r - 1$ , compute the prefix-sums of  $number(v, 1), number(v, 2), \dots, number(v, n/r)$  into  $ps(v, 1), ps(v, 2), \dots, ps(v, n/r)$ , and their sum, which reflects the number of elements whose value is  $v$ , into  $cardinality(v)$ .

**Step 3.** Compute the prefix sums of  $cardinality(0), cardinality(1), \dots, cardinality(r-1)$  into  $global - ps(0), global - ps(1), \dots, global - ps(r - 1)$ .

**Step 4.** For every element  $i$ ,  $1 \leq i \leq n$  do the following in parallel. Let  $v = A(i)$  and  $B_s$  be the subarray of element  $i$  ( $s = \lceil i/r \rceil$ ). The rank of element  $i$  for the sorting problem is

$$1 + serial(i) + ps(v, s - 1) + global - ps(v - 1)$$

(where  $ps(0, s)$  and  $global - ps(0)$  are defined as 0, each). See also Figure 13, where the output of Step 1 is sorted into each box. The elements of  $B_1$  are in the leftmost box: those whose value is 0 appear highest (within each row they appear in the order of their original indices), followed by those with value 1, and finally the ones with value  $r - 1$ . The other boxes represent subarrays  $B_2, \dots, B_{n/r}$ . As per the legend at the bottom of Figure 13, the elements counted in  $serial(i)$  are dark shaded, elements counted in  $ps(v, s - 1)$  are medium shaded and elements counted in  $global - ps(v - 1)$  are light shaded.

**Exercise 11:** Describe the integer sorting algorithm in a “parallel program”, similar to the pseudo-code that we usually give.

**Complexity** Step 1 takes  $O(r)$  time and  $O(r)$  work per subarray and a total of  $O(r)$  time and  $O(n)$  work. In Step 2, there are  $r$  computations, each taking  $O(\log(n/r))$ , which is  $O(\log n)$ , time and  $O(n/r)$  work, or a total of  $O(\log n)$  time and  $O(n)$  work. Step 3 takes  $O(\log r)$  time and  $O(r)$  work and Step 4  $O(1)$  time and  $O(n)$  work. In total, we get  $O(r + \log n)$  time and  $O(n)$  work.

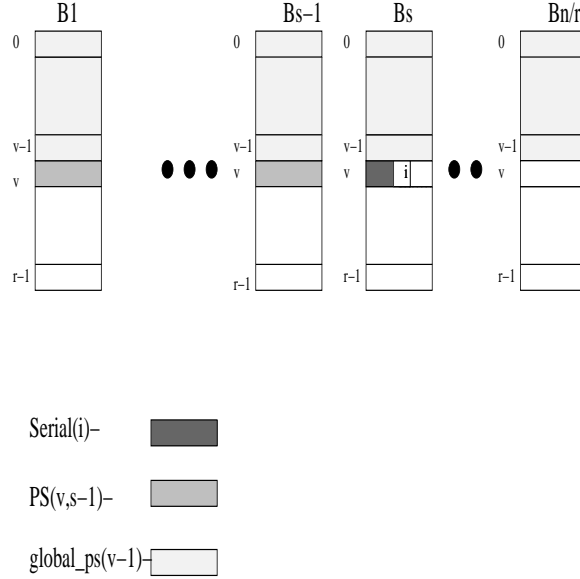


Figure 13: Output of Step 1

**Theorem 6.1:** (1) The integer sorting algorithm runs in  $O(r + \log n)$  time and  $O(n)$  work. (2) The integer sorting algorithm can be applied to run in time  $O(k(r^{1/k} + \log n))$  and  $O(kn)$  work for any positive integer  $k$ .

Item (1) has been shown above. Item (2) is based on applying the integer sorting algorithm in the same way that radix sort uses bucket sort. A sorting algorithm is *stable* if for every pair of two equal input elements  $A(i) = A(j)$  where  $1 \leq i < j \leq n$ , it outputs a smaller rank for element  $i$  than for element  $j$ . Observe that the integer sort algorithm is stable. Instead of giving a formal proof of item (2) in Theorem 6.1 for any value of  $k$ , we only outline the proof for the case  $k = 2$ . For that a two-step algorithm for an integer sort problem with  $r = n$  that runs in  $O(\sqrt{n})$  time and  $O(n)$  work is presented. Note that, due to use of the big Oh notation, the multiplicative factor  $k = 2$  is not shown in the time and work terms. Assume that  $\sqrt{n}$  is an integer.

**Step 1.** Apply the integer sorting algorithm to sort array  $A$  using

$A(1) \bmod \sqrt{n}, A(2) \bmod \sqrt{n}, \dots, A(n) \bmod \sqrt{n}$  as keys. If the computed rank of an element  $i$  is  $j$  then set  $B(j) := A(i)$ .

**Step 2.** Apply again the integer sorting algorithm this time to sort array  $B$  using  $\lfloor B(1)/\sqrt{n} \rfloor, \lfloor B(2)/\sqrt{n} \rfloor, \dots, \lfloor B(n)/\sqrt{n} \rfloor$  as keys.

**Example** Let  $A = 10, 12, 9, 2, 3, 11, 10, 12, 4, 5, 9, 4, 3, 7, 15, 1$  with  $n = 16$  and  $r = 16$ . The keys for the first step will be the values of  $A$  modulo 4. That is,  $2, 0, 1, 2, 3, 3, 2, 0, 0, 1, 1, 0, 3, 3, 3, 1$ . The sorting and assignment into array  $B$  will lead to  $12, 12, 4, 4, 9, 5, 9, 1, 10, 2, 10, 3, 11, 3, 15$ . In Step 2, the keys to be sorted are  $\lfloor v/4 \rfloor$ , where  $v$  is the value of an element of  $B$ . For instance  $\lfloor 9/4 \rfloor = 2$ . So, the values will

be 3, 3, 1, 1, 2, 1, 2, 0, 2, 0, 2, 0, 2, 0, 3 and the result relative to the original values of  $A$  is 1, 2, 3, 3, 4, 5, 7, 9, 9, 10, 10, 11, 12, 12, 15.

**Remark** This simple integer sorting algorithm has led to efficient implementation on parallel machines such as some Cray machines and the Connection Machine (CM-2). See [BLM<sup>+</sup>91] and [ZB91], who report that it gave competitive performance on the machines that they examined. Given a parallel computer architecture where the local memories of different (physical) processors are distant from one another, the algorithm enables partitioning of the input into these local memories without any interprocessor communication. In steps 2 and 3, communication is used for applying the prefix-sums routine. Over the years, several machines had special constructs that enable very fast implementation of such a routine.

**Exercise 12:** (*This exercise is redundant for students who remember the serial bucket-sort algorithm*).

*The serial bucket-sort (called also bin-sort) algorithm works as follows. Input: An array  $A = A(1), \dots, A(n)$  of integers from the range  $[0, \dots, n - 1]$ . For each value  $v$ ,  $0 \leq v \leq n - 1$ , the algorithm forms a linked list of all elements  $A(i) = v$ ,  $0 \leq i \leq n - 1$ . Initially, all lists are empty. Then, at step  $i$ ,  $0 \leq i \leq n - 1$ , element  $A(i)$  is inserted to the linked list of value  $v$ , where  $v = A(i)$ . Finally, the linked list are traversed from value 0 to value  $n - 1$ , and all the input elements are ranked. (1) Describe this serial bucket-sort algorithm in pseudo-code using a “structured programming style”. Make sure that the version you describe provides stable sorting. (2) Show that the time complexity is  $O(n)$ .*

### 6.1. An orthogonal-trees algorithm

Consider the integer sorting problem where the integers are in the range  $[1 \dots n]$ . There is an alternative algorithm for this case that uses so-called “orthogonal trees”. The algorithm is guided by the data structure of Figure 14. In a nutshell, the algorithm is nothing more than a big prefix-sum computation with respect to Figure 14.

The orthogonal-tree algorithms works in 4 steps, each having  $\log n$  rounds.

#### Step 1

(i) In parallel, assign processor  $i$ ,  $1 \leq i \leq n$  to each input element  $A(i)$ . Below, we focus on one element  $A(i)$ . Suppose  $A(i) = v$ .

For each possible integer value  $v$ ,  $1 \leq v \leq n$ , we keep a separate balanced binary tree with  $n$  leaves. See the silhouette of the binary tree whose root is marked by  $v$  in the bottom center of Figure 14.

(ii) Starting with leaf number  $i$  in tree  $v$ , advance in  $\log n$  rounds towards the root of tree  $v$ . In the process, compute the number of elements whose value is  $v$ . In case two processors “meet” at an internal node of the tree only one of them proceeds up the tree, while the second is left to “sleep-wait” at that node.



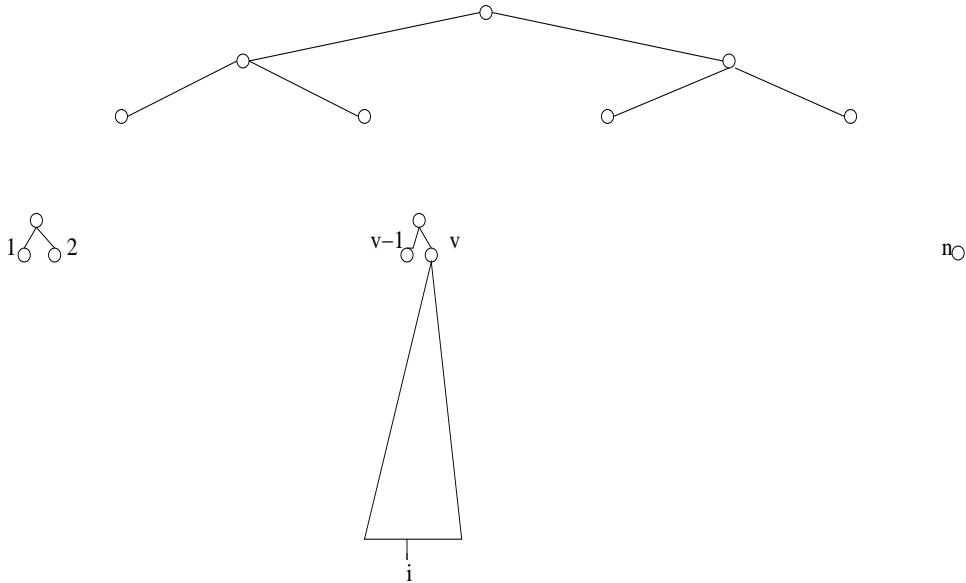


Figure 14: The orthogonal-tree algorithm

As a result of Step 1 the plurality of value  $v$  is now available at leaf  $v$  of the binary tree which is in the upper part of Figure 14, for  $v$ ,  $1 \leq v \leq n$ .

### Step 2

Using a similar  $\log n$ -round process the processors continue to add up these pluralities; in case 2 processors meet, one proceeds and the other is left to sleep-wait. Step 2 is done with respect to the (single) tree in the upper part of Figure 14. At the end of Step 2, the total number of all pluralities will be entered at the root of the upper tree. Note that this number must be  $n$ —the number of input elements.

### Step 3

The objective of Step 3 is to compute the prefix-sums of the pluralities of the values at the leaves of the upper tree. Step 3 works as a  $\log n$ -round “playback” of Step 2, starting at the root of the upper tree and ending in its leaves. It is left as an exercise to the reader to figure out how to obtain these prefix-sums of the pluralities of values at the leaves of the upper tree. The only interesting case is at internal nodes of the tree where a processor was left sleep-waiting in Step 2. The idea will be to wake this processor up and send each of the 2 processors (the one that arrived from the direction of the root of the tree and the one that was just awoken) with prefix-sum values in the direction of its original lower tree.

### Step 4

The objective of Step 4 is to compute the prefix-sums of the pluralities of the values at every leaf of the lower trees that holds an input element. Note that these are exactly, the leaves that were active in Step 1(i). Step 4 is a  $\log n$ -round “playback” of Step 1, starting in parallel at the roots of the lower trees. Each of the processors will end in the

original leaf in which it started Step 1. It is again left as an exercise to the reader to figure out how to obtain the prefix-sums of the pluralities of the values at the leaves of the lower trees. The details of waking processors that were sleep-waiting since Step 1 and computing prefix-sums are pretty much identical to Step 3.

**Exercise 13:** (i) Show how to complete the above description into a sorting algorithm that runs in  $O(\log n)$  time,  $O(n \log n)$  work, and  $O(n^2)$  space. (ii) Explain why your algorithm indeed achieves this complexity result.

## 7. 2-3 trees; Technique: Pipelining

**Pipelining is an important paradigm** in computer science and engineering. By way of example, consider a sequence of stages like in a car assembly line. Upon finishing a stage the car advances to the next stage. Different cars can be at different stages at the same time, and assume that there are  $s$  stages each taking the same time (to be called “unit” time). The pipelining paradigm resembles the following. At the beginning the first car enters the first stage. Upon finishing the first stage, the first car advances to the second stage, while a second car enters the first stage. At the time in which the first car enters stage  $s$ , the second enters stage  $s - 1$  and car  $s$  enters the first stage. Figure 15 illustrates a four stage assembly line. It is not hard to see that  $t$  cars will be done in

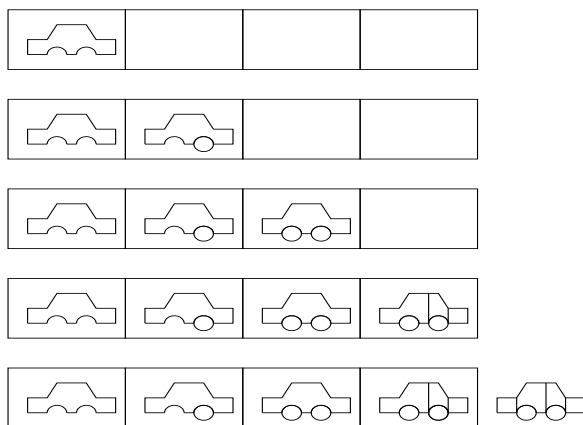


Figure 15: 4-stage assembly line with pipelining

$s + t - 1$  time, had we waited to finish with one car before entering the second this would have taken  $st$  time. We demonstrate how to use this paradigm for the design of parallel algorithms.

A **2-3 tree** is a rooted tree with the following two properties: (1) each internal node of the tree has two (called left and right) or three (left, middle and right) ordered children;

and (2) given any internal node of the 2-3 tree, the length of every directed path from this node to any leaf in its subtree is the same; this length, counting edges is called the *height* of the tree; the height of a 2-3 tree with  $n$  leaves is at least  $\log_3 n$  and at most  $\log_2 n$ .

2-3 trees are used as data-structures for representing sets of elements from a totally ordered domain, as follows. Consider a monotonically increasing sequence of  $n$  elements  $a_1 < a_2 < \dots < a_n$ . A 2-3 tree with  $n$  leaves will represent the set  $S = \{a_1, a_2, \dots, a_n\}$ , as follows. Leaf  $i$  of the tree stores element  $a_i$  for  $i, 1 \leq i \leq n$ , respectively. Each internal node  $v$  stores the maximum (i.e., value of the largest element) in the subtree rooted at the left child of  $v$  in  $L(v)$ ; the maximum in the subtree of the right child in  $R(v)$ ; and if  $v$  has a middle child, the maximum in its subtree rooted in  $M(v)$ . See Figure 16. for an example.

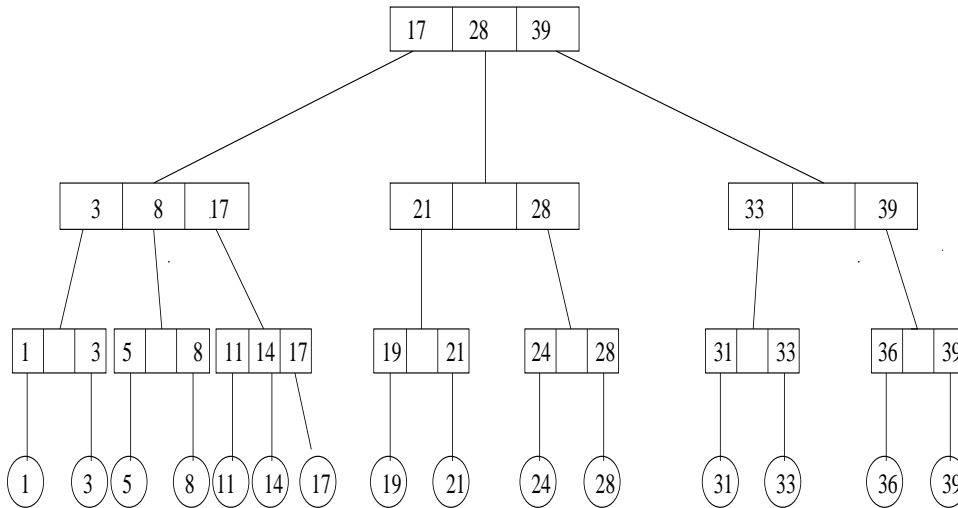


Figure 16: A 2-3 tree data structure

In serial computation, the 2-3 tree data-structure supports **several kinds of queries**:

*search*( $a$ ) - “is  $a \in S$ ?”; specifically, determine whether  $a \in S$ ; if yes find its leaf, and if not, find the smallest  $b > a$  such that  $b \in S$ , if such  $b$  exists.

*insert*( $a$ ) - “ $S := S \cup \{a\}$ ”; if  $a$  is not in  $S$ , add a leaf whose value is  $a$ .

*delete*( $a$ ) - “ $S := S - \{a\}$ ”; if  $a \in S$ , delete the leaf whose value is  $a$ .

A data-structure which supports these three queries is called a **dictionary**. Interestingly, the serial algorithms presented for processing each of these queries are simpler than in some textbooks on serial algorithms, perhaps because in those textbooks the field  $R(v)$  is not kept.

## 7.1. Search

$search(a)$  - start from the root and advance down the tree deciding at each internal node which among its children is the one that might have the value  $a$  in one of its leaves.

**Complexity** The time is proportional to the height of the tree, which is  $O(\log n)$ . Allowing concurrent-reads, we can process  $k$  insert queries in  $O(\log n)$  time using  $k$  processors.

**7.1.1. Parallel search** Suppose that we are given  $k$  search queries  $search(a_1)$ ,  $search(a_2)$ ,  $\dots$ ,  $search(a_k)$ , denoted also  $search(a_1, a_2, \dots, a_k)$ , with a processor standing by each query. Then, we can simply let each processor perform the serial algorithm separately in parallel.

## 7.2. Insert

We start with a serial procedure for processing  $insert(a)$ . The serial procedure is then enhanced to deal with a restricted version of the parallel problem. Finally, the restricted algorithm is used by means of pipelining for solving the general problem.

**7.2.1. Serial processing** The processing of  $insert(a)$  begins with processing  $search(a)$ . If a leaf whose value is  $a$  is found, stop. Otherwise, assume (for now) that the largest leaf value is larger than  $a$ , and let  $b$  be the smallest leaf value such that  $b > a$ . The changes in the 2-3 tree are done using a routine called  $absorb(a, b)$ . In order to prepare the grounds for the parallel algorithms we assume that a single processor is standing by and does the computation. Initially the processor is standing by node  $b$ . It might be helpful to think about the routine as a “recursive process”, since it may generate a call to itself with different parameters while advancing towards the root of the tree, however no recursive backtracking is involved. The same processor will stand by the new call as well. We describe only the structural changes to the 2-3 tree and leave the updates to the  $L$ ,  $M$  and  $R$  fields as an exercise.

**Verbal description of  $absorb(a, b)$ .** If node  $b$  is the root of the 2-3 tree then  $absorb(a, b)$  creates a new node, to be called  $root$ , which becomes the root of the tree. Node  $b$  is the right child of the root and node  $a$  is its left child. If node  $b$  is not the root, let  $parent$  denote the parent of  $b$ . Routine  $absorb(a, b)$  makes node  $a$  a new child of node  $parent$  placing it as an immediate left sibling of  $b$ . If  $parent$  has now three children, no more structural changes are needed, and routine  $absorb$  halts. If  $parent$  has four children, then add a new node  $left - parent$ . The two left children of  $parent$  become the children of  $left - parent$ , while the two right children of  $parent$  remain so. The processor advances to node  $parent$  and a call to  $absorb(left - parent, parent)$  will take care of adding  $left - parent$  to the tree. See also an example in figures 17, 18 and 19. A pseudo-code description follows.

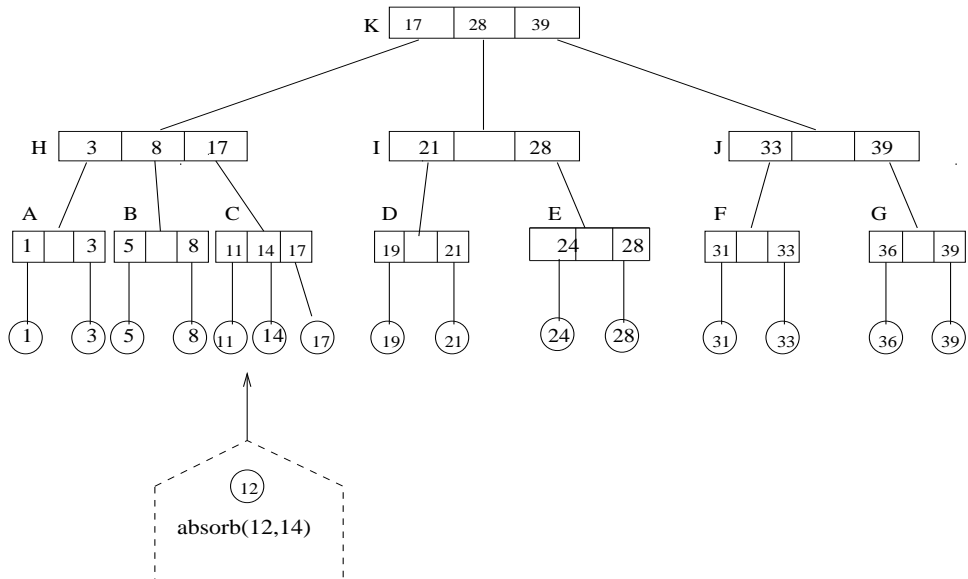


Figure 17: begin with  $insert(12)$  and its translation to  $absorb(12, 14)$

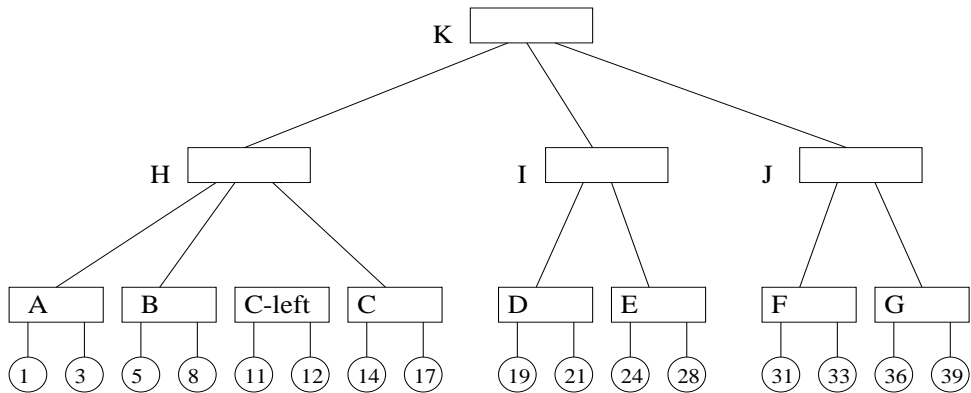


Figure 18:  $absorb(C - LEFT, C)$

$absorb(a, b)$

**if**  $b$  is the root of the 2-3 tree

**then** create a new node  $root$ , the new root of the tree; leaf  $b$  is the right child of  $root$  and leaf  $a$  is its left child

**else** (let  $parent$  be the parent of  $b$ ) node  $a$  becomes a new child to node  $parent$  as an immediate left sibling to node  $b$ .

**if**  $parent$  has more than three (i.e., four) children

**then** add a new node  $left - parent$ ; the two left children of  $parent$  become the children of  $left - parent$ , while the two right children of  $parent$  remain so; call  $absorb(left - parent, parent)$ .

**Correctness.** We need to show that if prior to the insertion the 2-3 tree represented

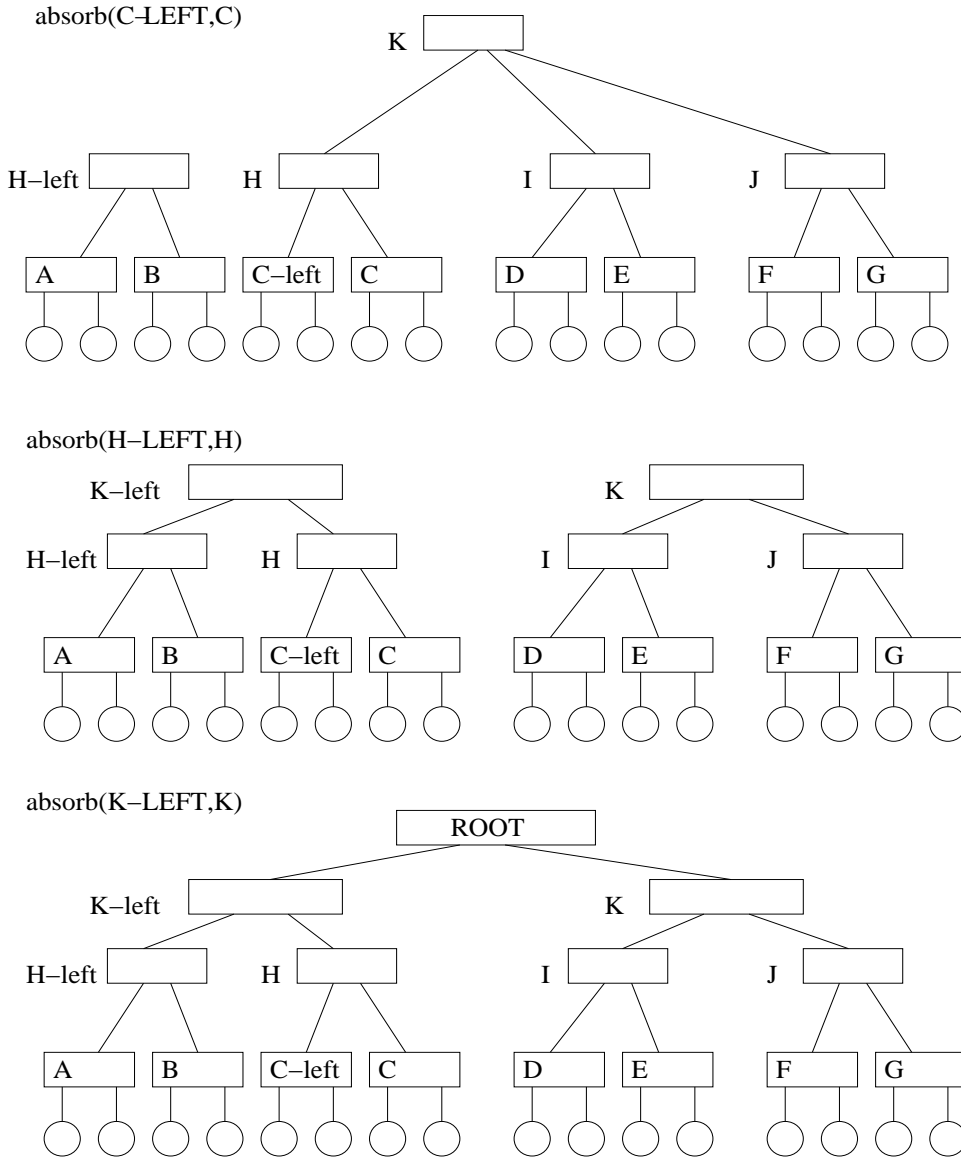


Figure 19: complete  $\text{insert}(12)$ :  $\text{absorb}(C\text{-LEFT}, C)$ , followed by  $\text{absorb}(H\text{-LEFT}, H)$  and  $\text{absorb}(K\text{-LEFT}, K)$

the set  $S$  then after the insertion, we get a 2-3 tree which represents the set  $S \cup \{a\}$ . Following each application of routine *absorb* two invariants are maintained: (1) each node is either a leaf or has two or three children; and (2) for any given node the length of every directed path from it to any leaf in its subtree is the same. The only possible violation to having a single 2-3 tree occurs when the algorithm generates a node which is not connected to a parent. However, prior to quitting the processor connects the unconnected node to a parent. Since the algorithm terminates, we eventually get a 2-3 tree. This tree represents the set  $S \cup \{a\}$ .

**Complexity** The time is  $O(\log n)$ .

It remains to discuss the case where  $a$  is larger than the largest element in the tree. Processing  $insert(a)$  in this case is similar. Let  $c$  denote the largest element in the 2-3 tree. The only difference is that node  $a$  is added as a right (instead of left) sibling to node  $c$  with the same complexity.

**7.2.2. Parallel processing** Next, we proceed to parallel processing of several  $insert$  queries.

Earlier, we used the attribute “**greedy-parallelism**”, for referring to parallel algorithms that at each point in time seek to break the problem at hand into as many independent tasks as possible. The algorithm below is based on: (1) a subtler characterization notion of “independent tasks” (i.e., tasks that can be performed concurrently); (2) applying pipelining.

Assume that  $k$  (sorted) elements  $c_1 < \dots < c_k$  are given. A query of the form  $insert(c_1, \dots, c_k)$  means that we want to insert these  $k$  elements into the 2-3 tree. We will assume that processor  $P_i$  is standing by element  $c_i$ , for each  $i$ ,  $1 \leq i \leq k$ , respectively. If the elements arrive unsorted, then they can be sorted within the time bounds of the parallel insert algorithm using available parallel sorting algorithms.

### **Restricted parallel problem**

We first solve a restricted problem and then advance to the general one. Let  $b_i$  be the smallest leaf value which satisfies  $b_i \geq c_i$ , for  $1 \leq i \leq k$ . For the **restricted problem** we assume that: (i) all these  $b_i$  values exist, and (ii) they are pairwise distinct. In a nutshell, the insertion algorithm for the restricted problem is designed to maintain the following invariant: at every existing level of the tree, no more than one new node is added per every node already in the tree.

The insertion algorithm works as follows. Later, we explain how to update the  $absorb$  routine so that it will fit the parallel setting.

```
 $insert(c_1, \dots, c_k)$   
for  $P_i$ ,  $1 \leq i \leq k$  pardo  
  perform  $search(c_i)$   
  if  $c_i$  is in the 2-3 tree  
    then quit  
    else call  $absorb(c_i, b_i)$  ( $b_i$  is computed by  $search(c_i)$ )
```

The key observation is that each of the  $k$  routines  $absorb(c_1, b_1)$ ,  $absorb(c_2, b_2)$ ,  $\dots$ ,  $absorb(c_k, b_k)$ , respectively can begin at the same time at  $b_1, \dots, b_k$ , respectively. Let  $parent_1, \dots, parent_k$  be the parents of nodes  $b_1, \dots, b_k$ , respectively. Note that two  $absorb$  processes  $absorb(c_i, b_i)$  and  $absorb(c_j, b_j)$  “interact” only if  $parent_i = parent_j$ , and that at most three  $absorb$  processes can hit the same  $parent$  node (since at most one process can come from each child of  $parent$  in the 2-3 tree). If several different processes hit the

same *parent*, only the one with the smallest serial number continues, while the others quit.

Processor  $P_i$  performing  $absorb(c_i, b_i)$   
**if**  $b_i$  is the root of the 2-3 tree  
**then** create a new node *root*, the new root of the tree; leaf  $b_i$  is the right child of *root* and leaf  $c_i$  is its left child  
**else** (let  $parent_i$  be the parent of  $b_i$ )  
node  $c_i$  becomes a new child to node  $parent_i$  as an immediate left sibling to node  $b_i$   
**if**  $parent_i$  has  $s > 3$  children (up to 6 children are possible)  
**then if**  $parent_i = parent_j$  only for  $j > i$  (i.e.,  $i$  is the smaller serial number)  
**then** add a new node *left-parent<sub>i</sub>*; the  $\lceil s/2 \rceil$  left children of *parent* become the children of *left-parent<sub>i</sub>*, while the  $\lfloor s/2 \rfloor$  right children of *parent* remain so;  
call  $absorb(left-parent_i, parent_i)$   
**else** (i.e.,  $parent_i = parent_j$  for some  $j < i$ ) quit

**Complexity** The time is  $O(\log n)$ , using  $k$  processors.

### General parallel problem

We are ready to consider the most general case where a query  $insert(c_1, \dots, c_k)$  needs to be processed. Given are  $k$  (sorted) elements  $c_1 < \dots < c_k$ . and a processor  $P_i$  is standing by element  $c_i$ , for each  $i$ ,  $1 \leq i \leq k$ , respectively. We show how to apply the above algorithm for the restricted problem. We first insert the largest element  $c_k$ . This guarantees that each element among  $c_1, \dots, c_{k-1}$  has a larger element in the 2-3 tree. However, we also want that each  $c_i$ ,  $1 \leq i \leq k-1$ , will have a different smallest larger value  $b_i > c_i$ ,  $1 \leq i \leq k-1$ . The idea is to recursively insert middle elements and thereby recursively bisect the chain  $c_1, \dots, c_{k-1}$ .

**Example.** For  $k = 8$ , the order of insertion will be (1)  $c_4$ ; (2)  $c_2$  and  $c_6$ ; and finally (3)  $c_1, c_3, c_5, c_7$ . For example, we show that when  $c_2$  and  $c_6$  are inserted they have different “smallest larger values”:  $c_4$  is already in the tree, and since  $c_4$  is smaller than  $c_6$  and larger than  $c_2$ , we conclude that  $c_2$  and  $c_6$  indeed have different “smallest larger values”.

$insert(c_1, \dots, c_k)$   
- Processor  $P_k : insert(c_k)$   
**for**  $P_i$ ,  $1 \leq i \leq k-1$  **pardo**  
- perform  $search(c_i)$   
- **for**  $t = 1$  to  $\log k$  **do**  
- **if**  $i$  is divisible by  $k/2^t$  but is not divisible by  $k/2^{t-1}$   
- **then if**  $c_i$  is in the 2-3 tree  
- **then** quit  
- **else** call  $absorb(c_i, b_i)$  ( $b_i$  is the minimum between 2 numbers:  $search(c_i)$ , and  $c_{i+k/2^t}$ -the  
- smallest  $c_j > c_i$  value inserted prior to  $c_i$ )

**Complexity** Based on the above description, the running time is  $O(\log n \log k)$ , using



$k$  processors. Below, we conclude the insertion algorithm by showing how to improve the running time using pipelining.

**Pipelining** The above procedure enters  $\log k$  “waves” of the *absorb* procedure into the 2-3 tree. Once the first wave reaches nodes of the tree which are at height 3, there is no impediment to initiating the second wave, and then the third wave and so on.

**Complexity** The first wave is finished in  $O(\log n)$  time, the second in additional  $O(1)$  time and then each wave takes  $O(1)$  more time than its previous one. So the total running time is  $O(\log n + \log k)$  using  $k$  processors.

We have shown,

**Theorem 7.1:** *Any  $k$  sorted elements can be inserted into a 2-3 tree in time  $O(\log n)$  using  $k$  processors.*

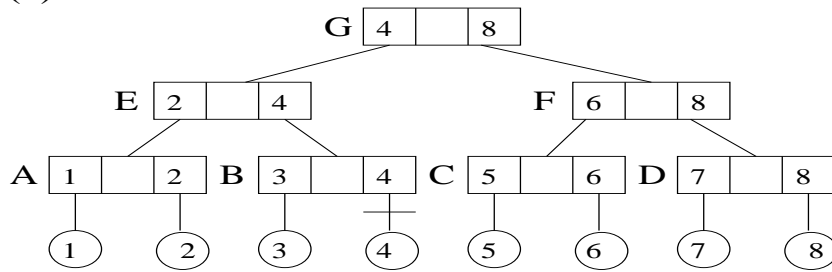
**Exercise 14:** *Consider a 2-3 tree with nine leaves. Suppose that the tree is a complete ternary tree; that is, the root has three children and each child has itself three children. The value of the nine leaves are 10, 20, 30, 40, 50, 60, 70, 80, 90. In this drilling question you are asked to show how the algorithm will process the query  $insert(41, 42, 43, 44, 45, 46, 47)$*

### 7.3. Delete

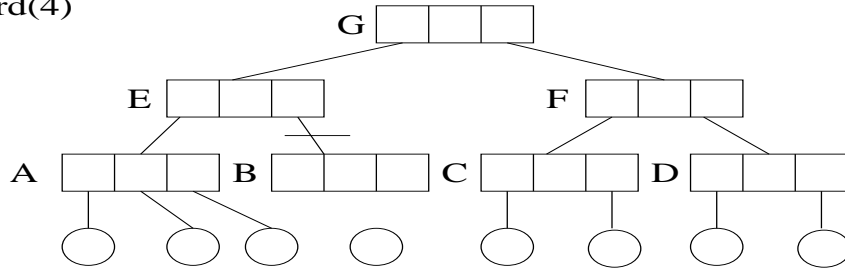
We follow the footsteps of the insertion algorithm. For simplicity, we will assume throughout the delete section that we never reach a situation where following a deletion the 2-3 tree represents a singleton set.

**7.3.1. Serial processing** Perform  $search(a)$ . If no leaf whose value is  $a$  is found, stop. The changes in the 2-3 tree are done using a routine called  $discard(a)$ . Assume that a single processor is standing by and does the computation. Initially the processor is standing by node  $a$ . We describe only the structural changes to the 2-3 tree. Since we assumed that following a delete the 2-3 tree represents a set of at least two elements, node  $a$  cannot be the root of the 2-3 tree. Let  $parent$  be the parent of  $a$ . Routine  $discard(a)$  deletes the connection between node  $a$  and  $parent$ . If  $parent$  has now two children, no more structural changes are needed. If  $parent$  has one child (denoted  $b$ ), then consider the total number of children of the siblings of  $parent$  plus 1 (for node  $b$ ). If this number is at least 4, then reallocate the children to their parents at the level of node  $parent$  so that each parent has at least 2 children (possibly deleting one of the parents) and quit. If this number is 3, then allocate all 3 nodes (i.e., node  $b$  as well as the children of the sibling of  $parent$ ) to one among  $parent$  or to its sibling, and call  $discard(node)$  with respect to the other one (among  $parent$  or to its sibling). If node  $parent$  did not have a

Delete(4)



Discard(4)



Discard(B)

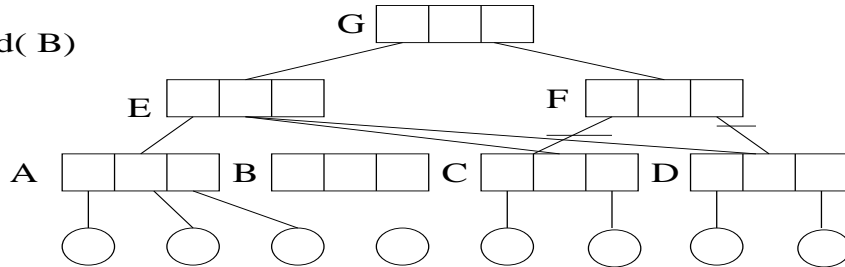


Figure 20: Processing *delete*(4): first *discard*(4), second *discard*(B)

sibling it had to be the root; then declare node *b* the new root. See figures 20 and 21. A pseudo-code description follows.

*discard*(*a*)

(let *parent* be the parent of *a*) delete the connection between node *a* and *parent*  
**if** *parent* has one child (denoted *b*)

**then** compute *count* := the total number of children of the siblings of node

- *parent* plus 1
- **if** *count*  $\geq$  4
- **then** reallocate the children to their parents at the level of node *parent* so that
- each parent has at least 2 children (possibly deleting a parent); quit
- **else if** node *parent* is the root
- **then** node *b* becomes the new root of the tree; quit
- **else** allocate node *b* to the sibling of *parent*; call *discard*(*parent*)

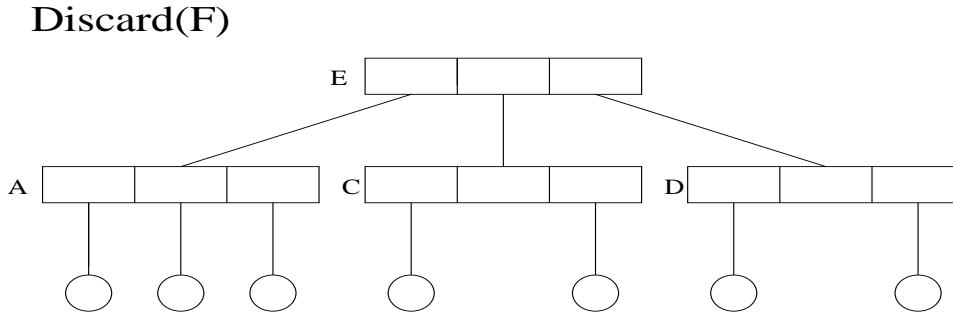


Figure 21: finally  $discard(F)$

**Correctness.** We need to show that if prior to the deletion the 2-3 tree represented the set  $S$  then after the deletion, it became a 2-3 tree which represents the set  $S - \{a\}$ . Following each application of routine  $discard$  the following invariants are maintained: (1) there is at most one node (denoted  $v$ ) which is not at the leaf level and has no children. (2) each other node is either a leaf or has two or three children; and (3) for any given node (other than  $v$ ) the length of every directed path from it to any leaf in its subtree is the same. Prior to quitting the processor deletes the “childless node”. Since the algorithm terminates, we eventually get a 2-3 tree. This tree represents the set  $S - \{a\}$ .

**Complexity** The time is  $O(\log n)$ .

**7.3.2. Parallel processing** Next, we proceed to parallel processing of several  $delete$  queries.

Assume that  $k$  (sorted) elements  $c_1 < \dots < c_k$  are given. A query of the form  $delete(c_1, \dots, c_k)$  means that we want to delete these  $k$  elements from the 2-3 tree. We will assume that processor  $P_i$  is standing by element  $c_i$ , for each  $i$ ,  $1 \leq i \leq k$ , respectively. For simplicity, we assume that each  $c_i$  appears in the tree, since otherwise we can search for them and renumber the ones that do. If the elements arrive unsorted, then they can be sorted within the time bounds of the parallel delete algorithm using available parallel sorting algorithms.

#### Restricted parallel problem

We first solve a restricted problem and then advance to the general one. For the **restricted problem** we assume that the parent of each  $c_i$  has at least one leaf which is not one of the  $c_i$  values. In a nutshell, the deletion algorithm for the restricted problem is designed to maintain the following invariant: starting from the parents of the leaves of the tree, at every level of the tree, at least one of their children is not deleted from the tree.

The deletion algorithm works as follows. Later, we explain how to update the  $discard$  routine so that it will fit the parallel setting.

```

    delete( $c_1, \dots, c_k$ )
for  $P_i$ ,  $1 \leq i \leq k$  pardo
-   call discard( $c_i$ )

```

The key observation is that all  $k$  routines  $discard(c_1), discard(c_2), \dots, discard(c_k)$  can begin at the same time. Let  $parent_1, \dots, parent_k$  be the parents of nodes  $c_1, \dots, c_k$ , respectively. Observe that: (i) two *discard* processes  $discard(c_i)$  and  $discard(c_j)$  “interact” only if  $parent_i = parent_j$ ; (ii) at most two *discard* processes can hit the same *parent* node; and (iii) at least one child of a parent node is not to be discarded (this holds true initially because of the assumption of the restricted problem and also later on). If several different processes hit the same *parent*, only the one with the smallest serial number continues, while the others quit.

```

Processor  $P_i$  performing discard( $c_i$ )
(let  $parent_i$  be the parent of  $c_i$  and  $grandparent_i$  the parent of  $parent_i$ , unless  $parent_i$ 
is the root) delete the connection between node  $c_i$  and  $parent_i$ 
if  $grandparent_i$  exists
then if  $grandparent_i = grandparent_j$  only for  $j > i$ 
-   then compute  $count_i :=$  the total number of grandchildren of  $grandparent_i$ 
-   if  $count_i \geq 4$ 
-   then reallocate the grandchildren to their parents (at the level of node  $parent$ )
-   so that each parent has at least 2 children (possibly deleting a parent); quit
-   else ( $count_i = 2$  or  $3$ ) allocate the 2 or 3 grandchildren to one of the nodes
-   at the parents level; pick another parent into  $b_i$ ; delete additional parents;
-   call discard( $b_i$ )
-   else quit
else ( $parent_i$  is the root)
-   if  $parent_i = parent_j$  only for  $j > i$ 
-   then compute  $count_i :=$  the total number of children of  $parent_i$ 
-   if  $count_i \geq 2$ 
-   then quit
-   else ( $count_i = 1$ ) delete  $parent_i$  and the (single) remaining sibling
-   of  $c_i$  becomes the new root; quit
-   else quit

```

**Complexity** The time is  $O(\log n)$ , using  $k$  processors.

### General parallel problem

We are ready to consider the most general case where a query  $delete(c_1, \dots, c_k)$  needs to be processed. For simplicity though, we maintain the assumption that every  $c_i$  is in the tree. Given are  $k$  (sorted) elements  $c_1 < \dots < c_k$ . Processor  $P_i$  is standing by element  $c_i$ , for each  $i$ ,  $1 \leq i \leq k$ , respectively. We show how to apply the above algorithm for the restricted problem. For this we want that the parent of each  $c_i$ ,  $1 \leq i \leq k - 1$ , will

have at least one child which is not a candidate for deletion. The idea is to recursively delete odd numbered elements.

**Example.** For  $k = 8$ , the order of deletion will be: (1)  $c_1, c_3, c_5$  and  $c_7$ ; (2)  $c_2$  and  $c_6$ ; (3)  $c_4$ ; and finally (4)  $c_8$ . For example, we show that when  $c_2$  and  $c_6$  are deleted their parent must have at least one other node; this is since  $c_4$  is still in the tree.

```

delete( $c_1, \dots, c_k$ )
for  $P_i, 1 \leq i \leq k$  pardo
-   for  $t = 0$  to  $\log k$  do
-     if  $i \pmod{2^{t+1}} = 2^t$ 
-     then call discard( $c_i$ )

```

**Complexity** The time is  $O(\log n \log k)$ , using  $k$  processors.

**Pipelining** The above procedure sends  $\log k$  “waves” of the *discard* procedure into the 2-3 tree. Once the first wave reaches nodes of the tree which are at height 3, there is no impediment to initiating the second wave, and then the third wave and so on.

**Complexity** The first wave is finished in  $O(\log n)$  time, and from the second wave and on, each wave takes additional  $O(1)$  time. Thus, the total running time is  $O(\log n + \log k)$  using  $k$  processors.

We have shown,

**Theorem 7.2:** *Any  $k$  sorted elements can be deleted from a 2-3 tree in time  $O(\log n)$  using  $k$  processors.*

**Exercise 15:** *Consider a 2-3 tree with sixteen leaves. The tree is a complete binary tree. The value of the sixteen leaves are the integers  $1, 2, \dots, 16$ . In this drilling question you are asked to show how the algorithm will process the query *delete*(4, 5, 6, 7, 8).*

**Exercise 16:** *All algorithms in this section assume the CREW PRAM. (1) Show how to implement a parallel search on the EREW PRAM within the same complexity bounds. (2) Show how to do this for parallel insert, and parallel delete, as well.*

## 8. Maximum Finding

Very fast algorithms for the following problem are presented.

**Input:** An array  $A = A(1), \dots, A(n)$  of  $n$  elements drawn from a totally ordered domain.

The **maximum finding** problem is to find a largest element in  $A$ .

The summation algorithm, given earlier, implies an  $O(\log n)$  time algorithm with  $O(n)$  work; simply, substitute each binary addition operation by a binary *max* operation that returns the maximum value of its two operands.

In this section, two algorithms, which are even faster, are presented. The first is deterministic. It runs in  $O(\log \log n)$  (“*doubly logarithmic*”) time and  $O(n)$  work. The second is randomized and runs in  $O(1)$  time and  $O(n)$  work with high probability.

### 8.1. A doubly-logarithmic Paradigm

The presentation has three stages. (1) An algorithm that runs in  $O(1)$  time and  $O(n^2)$  work. (2) An algorithm that runs in  $O(\log \log n)$  time and  $O(n \log \log n)$  work. (3) Finally, we reduce the work to  $O(n)$ . The first two stages are described first for the informal work-depth (IWD) level, and then for the work-depth level.

#### IWD description of the first two stages

**Constant-time and  $O(n^2)$  work algorithm** Compare every pair of elements in  $A[1 \dots n]$ . One element never loses any comparison. This element is the largest. **Complexity:** There are  $n(n-1)/2 = O(n^2)$  pairs and they are compared simultaneously; this takes  $O(n^2)$  operations and  $O(1)$  time.

**An  $O(\log \log n)$  time and  $O(n \log \log n)$  work algorithm**

For simplicity assume that  $n = 2^{2^h}$  for some integer  $h > 0$ , which means that  $h = \log \log n$ . Let  $A_1, A_2, \dots, A_{\sqrt{n}}$  denote subarrays  $A[1 \dots \sqrt{n}], A[\sqrt{n} + 1 \dots 2\sqrt{n}], \dots, A[n - \sqrt{n} + 1 \dots n]$ , respectively. Suppose that the maximum value for each subarray  $A_i$ ,  $1 \leq i \leq \sqrt{n}$ , has been computed. Then in one more round and  $O(n)$  operations the maximum value among these  $\sqrt{n}$  maxima is computed using the above constant time algorithm. **Complexity:** The following two recursive inequalities hold true,

$$T(n) \leq T(\sqrt{n}) + c_1; \quad W(n) \leq \sqrt{n}W(\sqrt{n}) + c_2n$$

and imply,  $T(n) = O(\log \log n)$ , and  $W(n) = O(n \log \log n)$ .

We make two trivial comments for readers who have limited experience with doubly-logarithmic terms: (i)  $\sqrt{2^{2^h}} = 2^{2^{h-1}}$ , where  $h$  is an positive integer. (ii) Consider the recursive inequalities

$$T(n) \leq T(n^{2/3}) + c_1; \quad W(n) \leq n^{1/3}W(n^{2/3}) + c_2n$$

The asymptotic solution will still be the same. Namely,  $T(n) = O(\log \log n)$ , and  $W(n) = O(n \log \log n)$ .

#### WD description

**Constant-time and  $O(n^2)$  work algorithm** An auxiliary array  $B$  is initialized to zero. Note that the second **for** statement below implies a sequence of  $n^2$  concurrent operations. Specifically, for every pair of values  $k$  and  $l$ , where  $1 \leq k, l \leq n$ , that **for**

statement implies that both variables  $i$  and  $j$  will get the values  $k$  and  $l$ . This implies redundant comparisons unlike the IWD description above. We do this only for simplicity. An element  $A(k)$  is not the maximum if there are one or more other elements  $A(l)$ , such that  $A(l) > A(k)$  or  $A(l) = A(k)$  and  $l < k$ . In each of these cases the value 1 is written into  $B(k)$ ; several write attempts into the same memory locations are possible, and the Common-CRCW convention is used. There will be exactly one element  $i$  for which  $B(i)$  remains 0, and this element has the largest value in  $A$ .

```

for  $i$ ,  $1 \leq i \leq n$  pardo
-    $B(i) := 0$ 
for  $i$  and  $j$ , where  $1 \leq i, j \leq n$  pardo
-   if either  $A(i) < A(j)$ , or  $A(i) = A(j)$  and  $i < j$ 
-   then  $B(i) := 1$ 
-   else  $B(j) := 1$ 
for  $i$ ,  $1 \leq i \leq n$  pardo
-   if  $B(i) := 0$ 
-   then  $A(i)$  is a maximum in  $A$ 

```

This shows that the maximum among  $n$  elements can indeed be found in  $O(n^2)$  work and  $O(1)$  time.

A balanced binary tree whose height is logarithmic was used to guide the computation in the summation (and prefix sums) algorithms above. For the WD presentation of the doubly-logarithmic algorithm, we introduce another kind of a rooted tree whose height is doubly-logarithmic (i.e.,  $\log \log n$ ). The doubly-logarithmic tree is particularly helpful for more involved doubly-logarithmic time parallel algorithms. No such algorithm is given in these notes, though.

### Doubly-logarithmic trees

The *level* of a node in the tree is the length, counting edges, of the path from the root to the node. We are ready to define a doubly-logarithmic tree with  $n = 2^{2^h}$  leaves: (i) *If the level of a node of the tree is  $s \leq \log \log n - 1$  then that node has  $2^{2^{h-s-1}}$  children.* (ii) *However, if  $s = \log \log n$  then the node will have two children which are leaves.* For establishing the connection between the above IWD description and the doubly-logarithmic tree, observe that the rooted subtree of a node with  $s \leq \log \log n - 1$  has  $2^{2^{h-s}}$  leaves, and the number of its children is the square root of the number of its leaves (since  $2^{2^{h-s-1}} = \sqrt{2^{2^{h-s}}}$ ). An example of a doubly-logarithmic tree for  $n = 16$  is given in Figure 22.

Guided by the doubly-logarithmic tree, the algorithm advances from the leaves to the root, one level at a time. Our description will focus on the advancement from level  $s$  to level  $s - 1$  for  $s$ ,  $1 \leq s \leq \log \log n - 1$ . We start with  $s = 1$  as an example. Inductively, each of the  $2^{2^{h-1}}$  children of the root will have the maximum over the  $2^{2^{h-1}}$  leaves in its subtree. Since,  $2^{2^{h-1}} = \sqrt{n}$  the above constant-time algorithm is applied to finish the

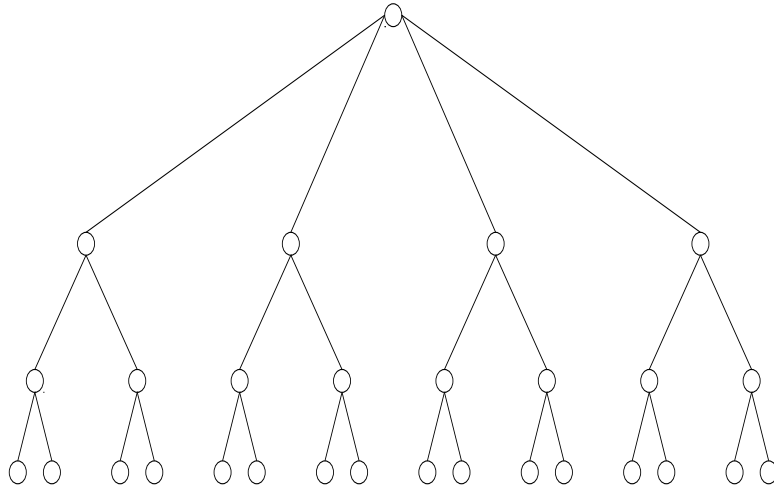


Figure 22: A doubly logarithmic tree

computation in  $O(1)$  time using  $O(n)$  work. For a general such  $s$ , each node  $v$  at level  $s - 1$  has  $2^{2^{h-s-2}}$  children, where each child inductively has the maximum among its own  $2^{2^{h-s-2}}$  leaves. So, we can find the maximum among the children of node  $v$  in constant time using  $O((2^{2^{h-s-2}})^2) = O(2^{2^{h-s-1}})$  work. Since  $2^{2^{h-s-1}}$  is the number of leaves in the subtree rooted at  $v$ , the total amount of work for each value of  $s$  is proportional to the total number of leaves, which is  $O(n)$ . To sum up, we just showed that one can advance one level in the tree in constant time and  $O(n)$  work, or a total of  $O(\log \log n)$  time and  $O(n \log \log n)$  work.

**An  $O(\log \log n)$  time and  $O(n)$  work algorithm**

The algorithm works in two steps, following the accelerating cascades paradigm.

**Step 1** Partition the input array  $A$  into blocks of size  $\log \log n$ , as follows:  $A[1 \dots \log \log n]$ ,  $A[\log \log n + 1 \dots 2 \log \log n]$ ,  $\dots$ ,  $A[n - \log \log n + 1 \dots n]$ . To each block separately apply a linear time serial algorithm for finding its maximum. This gives  $n / \log \log n$  maxima.

**Step 2** Apply the above doubly-logarithmic time algorithm to the  $n / \log \log n$  maxima.

**Complexity** Step 1 takes  $O(\log \log n)$  time and  $O(n)$  work and so does Step 2, and the whole algorithm.

**Theorem 8.1:** *The maximum finding problem can be solved in  $O(\log \log n)$  time and optimal work on a Common CRCW PRAM.*

**Exercise 17:** *The nearest-one problem is restated. Input: An array  $A$  of size  $n$  of bits; that is, the value of each entry of  $A$  is either 0 or 1. The nearest-one problem is to find for each  $i$ ,  $1 \leq i \leq n$ , the largest index  $j \leq i$ , such that  $A(j) = 1$ .*

*(1) Give a parallel algorithm that runs in  $O(n)$  work and  $O(\log \log n)$  time for the problem. Hint: It might be helpful to first design a parallel algorithm that achieves this*



running time and  $O(n \log \log n)$  work.

The input for the segmented prefix-min problem includes the same binary array  $A$  as above, and in addition an array  $B$  of size  $n$  of numbers. The segmented prefix-min problem is to find for each  $i$ ,  $1 \leq i \leq n$ , the minimum value among  $A(j), A(j+1), \dots, A(i)$ , where  $j$  is the nearest-one for  $i$  (if  $i$  has no nearest-one we define its nearest-one to be 1). (2) Give a parallel algorithm that runs in  $O(n)$  work and  $O(\log \log n)$  time for the problem. Hint: It might again be helpful to first design a parallel algorithm that achieves this running time and  $O(n \log \log n)$  work.

## 8.2. Random Sampling

We show how to compute the maximum among  $n$  elements in  $O(1)$  time and  $O(n)$  work with very high probability, on an Arbitrary CRCW PRAM.

**Step 1** Using an auxiliary array  $B$  of size  $n^{7/8}$ , we do the following. Independently for each entry of  $B$ , pick at random one of the input elements; namely pick with equal probability an element of  $A$ .

**Step 2** Find the maximum  $m$  in array  $B$  in  $O(1)$  time and  $O(n)$  work deterministically. Use a variant of the deterministic algorithm which works in three pulses. These are, in fact, the last three pulses of the recursive doubly-logarithmic time algorithm. This algorithm is the second stage in the description of the deterministic algorithm for finding the maximum above. A description of the three pulses follows. *First pulse:*  $B$  is partitioned into  $n^{3/4}$  blocks of size  $n^{1/8}$  each. The maximum in each block is found in  $O(n^{1/4})$  work and  $O(1)$  time, for a total of  $O(n)$  work (and  $O(1)$  time). *Second pulse:* The  $n^{3/4}$  maxima are partitioned into  $n^{1/2}$  block of size  $n^{1/4}$  each. The maximum in each block is found in  $O(1)$  time and  $O(n^{1/2})$  work, for a total of  $O(n)$  work. *Third pulse:* The maximum among these  $n^{1/2}$  maxima is found in  $O(1)$  time and  $O(n)$  work.

**Exercise 18:** Give the fastest deterministic algorithm you can for finding the maximum among  $n^\epsilon$  elements in  $O(n)$  operations. What is the running time of your algorithm as a function of  $\epsilon \leq 1$ ?

### Step 3

**While** there is an element larger than  $m$  **do**

- For each element in  $A$  which is larger than  $m$ , throw it into a random place in
- a new array of size  $n^{7/8}$
- Compute the maximum in the array of size  $n^{7/8}$  deterministically into  $m$ .

*Note:* Several implementation details, such as how to handle entries of the array in which no value is written, are left to the reader.

**Complexity** (preview). Step 1 takes  $O(1)$  time and  $O(n^{7/8})$  work. Step 2 takes  $O(1)$  time and  $O(n)$  work. Each iteration of Step 3 takes  $O(1)$  time and  $O(n)$  work. The proof

of the theorem below implies that with very high probability only one iteration of Step 3 is needed, and then the total work is  $O(n)$  and total time is  $O(1)$ .

**Theorem 8.2:** *The algorithm finds the maximum among  $n$  elements. With very high probability it runs in  $O(1)$  time and  $O(n)$  work. The probability of not finishing within this time and work complexity is  $O(1/n^c)$  for some positive constant  $c$ .*

The proof below is provided in order to make the presentation self-contained. However, since the proof is a bit involved, the students are typically not required to reach a level where they reproduce it. Quite often the proof is not covered in class.

**Proof** The proof proceeds by figuring out several probability bounds: (i) *A probability upper bound on the event that the elements of  $B$  do not include one of the  $n^{1/4}$  largest elements of  $A$*  The probability that each element of  $B$  separately is not one of the  $n^{1/4}$  largest elements of  $A$  is  $\frac{n - n^{1/4}}{n} = 1 - 1/n^{3/4}$ . The probability that no element of  $B$  is one of these  $n^{1/4}$  largest elements is  $(1 - 1/n^{3/4})^{n^{7/8}} ((1 - 1/n^{3/4})^{n^{3/4}})^{n^{1/8}} \leq c_1^{n^{1/8}}$  for some positive constant  $c_1 < 1$ . The probability bound for (i) implies: (ii) *following Step 2 at most  $n^{1/4}$  elements are larger than  $m$  with probability  $\geq 1 - c_1^{n^{1/8}}$ .*

Next, we find: (iii) *A probability upper bound on the event that two or more of these elements hit the same location in the array of size  $n^{7/8}$  at the first iteration of Step 3.* To foresee how the theorem will follow from the probability terms for (ii) and (iii) consider the following: if at most  $n^{1/4}$  elements of  $A$  are larger than  $m$  in Step 2 with high probability, and all these larger elements appear in the new auxiliary array at the first iteration of Step 3 with high probability (since the probability upper bound in (iii) is low) then the event that the maximum over  $A$  will be found in that iteration is also with high probability. In order to derive the probability bound for (iii), consider serializing the process of throwing elements of  $A$  into the new array. The first element thrown is certain to occupy a new (not previously occupied) cell of the new array. The second element will collide with it with probability  $1 - 1/n^{7/8}$ . Suppose that in the first  $i$  steps no collision occurred. The probability that the  $i + 1$ 'st element does not collide is  $1 - i/n^{7/8}$ . Therefore, the probability that no collision occurred is  $\geq (1 - 1/n^{7/8})(1 - 2/n^{7/8}) \dots (1 - n^{1/4}/n^{7/8}) \geq (1 - n^{1/4}/n^{7/8})(1 - n^{1/4}/n^{7/8}) \dots (1 - n^{1/4}/n^{7/8}) = (1 - (1/n^{5/8}))^{n^{1/4}} = ((1 - (1/n^{5/8}))^{n^{5/8}})^{1/n^{3/8}}$ . Most students learn in Calculus that the sequence  $(1 - (1/n)^n)$  converges to  $1/e$ , where  $e$  is the natural log, as  $n$  grows to infinity. Since  $e \leq 3$ , the last term is  $\geq (1/3)^{n^{-3/8}}$  for values of  $n$  larger than some constant  $N_1$ . To get a more direct bound for item (iii) above, an upper bound on the gap between this number and 1 is sought. Denote this gap by  $f(n)$ . Namely,  $1 - f(n) = (1/3)^{n^{-3/8}}$ , or  $(1 - f(n))^{n^{3/8}} = 1/3$ . We claim that for large enough  $n$ ,  $f(n) = O(1/n^{c_2})$  for some constant  $c_2 > 0$ . To see why the claim holds true, let us try an example where  $f(n)$  decreases much slower than  $n^{-3/8}$ . Suppose that  $f(n)$  is the square root of  $n^{-3/8}$ ; namely,  $f(n) = n^{-3/16}$ . Since the sequence  $(1 - (1/n)^n)$  converges to  $1/e$  as  $n$  grows to infinity, it is not hard to see that  $(1 - f(n))^{n^{3/8}}$  would converge to  $(1 - 1/e)^2$ . However, the fact

that  $(1 - f(n))^{n^{3/8}} = 1/3$ , requires that  $f(n)$  decreases faster and implies that for large enough  $n$ ,  $f(n) = O(1/n^{c_2})$  for some constant  $c_2 > 0$ . The claim follows.

To sum up, the probability of “failure” in either Step 1 or Step 3 is  $O(1/n^c)$  for some constant  $c > 0$ . Otherwise, the algorithm finds the maximum among  $n$  elements in  $O(1)$  time and  $O(n)$  work.

**Exercise 19:** *The problem of selecting the  $k$ -th largest out of  $n$  elements was considered in Section 5. Replace Algorithm 1 in that section by a randomized algorithm so that the same complexity results as there will be achieved (but this time only on the average). Explain your answer. (Hint: Algorithm 1 was based on finding an element which is not smaller than a quarter of the elements and not larger than a quarter of the elements. Pick a random element  $r$  instead; then partition the elements according to whether they are larger than, equal to, or smaller than  $r$ ; remain with one of these three groups.)*

**Exercise 20:** *Consider the problems of sorting  $n$  elements. Try to extend the following approach into a sorting algorithm. Similar to the hint in Exercise 19 pick a random element  $r$ ; then partition the elements according to whether they are larger than, equal to, or smaller than  $r$ . What is the time and work complexity of your algorithm? Explain your answer. Note that this algorithm is actually closely related to the sorting method called “Quicksort”.*

## 9. The List Ranking Cluster; Techniques: Euler tours; pointer jumping; randomized and deterministic symmetry breaking

We start this section with the tree rooting problem—a “toy problem” that will motivate the presentation. The Euler tour technique will provide a constant time optimal-work reduction of tree rooting, as well as other tree problems, to the list ranking problem. This section can be viewed as an extensive top-down description of an algorithm for any of these tree problems, since the list ranking algorithms that follow are also described in a top-down manner. Top-down structures of problems and techniques from the involved to the elementary have become a “trade mark” of the theory of parallel algorithms, as reviewed in [Vis91]. Such fine structures highlight the *elegance* of this theory and are modest, yet noteworthy, reflections of fine structures that exist in some classical fields of Mathematics. However, they are rather unique for Combinatorics-related theories. Figure 23 illustrates this structure.

### 9.1. The Euler Tour Technique for Trees

Consider the following **tree rooting** problem.

**Input** A tree  $T(V, E)$ , and some specified vertex  $r \in V$ .  $V$  is the set of vertices and  $E$ ,

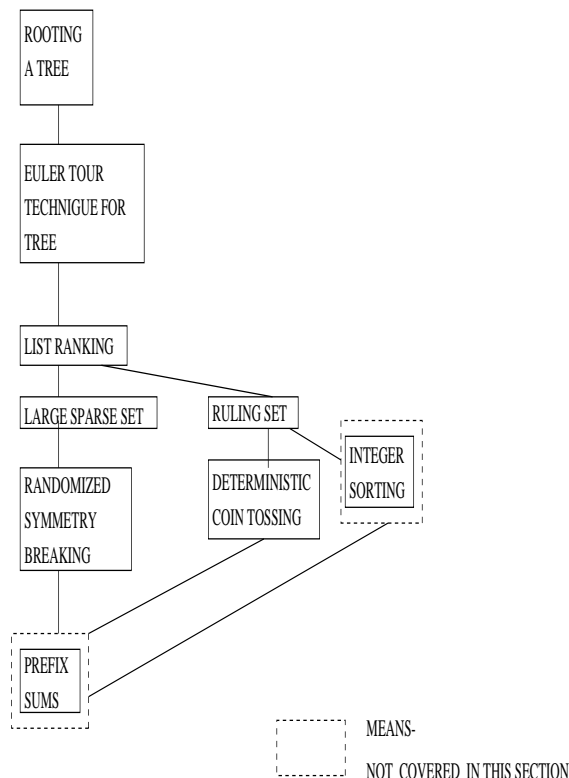


Figure 23: Structural overview of the chapter

the set of edges, contains unordered pairs of vertices. The problem is to select a direction for each edge in  $E$ , so that the resulting directed graph  $T'(V, E')$  is a (directed) rooted tree whose root is vertex  $r$ . Namely, suppose that  $(u, v)$  is an edge in  $E$  and vertex  $v$  is closer to the root  $r$  than vertex  $u$  then  $u \rightarrow v$  is in  $E'$ . (*Note:* It is sometimes convenient in these class notes to use a different definition of rooted trees that includes in the rooted tree the edge  $v \rightarrow u$  rather than the edge  $u \rightarrow v$ . Please be alert to that.)

The tree is given in an adjacency list representation. Let  $V = 1, 2, \dots, n$  and assume the edges are stored in an array. The edges adjacent on vertex 1 are followed by the edges adjacent on vertex 2, and so on. Each edge appears twice: once for each of its endpoints. Also, each of the two copies of an edge has a pointer to the other copy. See Figure 24.

The Euler tour technique reduces the tree rooting problem to a **list ranking problem** in three steps, as follows. In Step 1, each edge of  $T$  is replaced by two anti-parallel edges. As a result, the tree rooting problem amounts to selecting one among each pair of anti-parallel edges. For each edge  $e$  of the resulting directed graph, Step 2 sets a pointer  $next(e)$  to another edge. See Figure 25. Claim 1 below establishes that a path in the directed graph which traces these pointers is actually a circuit which visits each of its directed edges exactly once prior to returning to a starting edge. Such a circuit is called an *Euler tour*. Step 3 disconnects the pointer of some edge entering  $r$ . This gives a linked

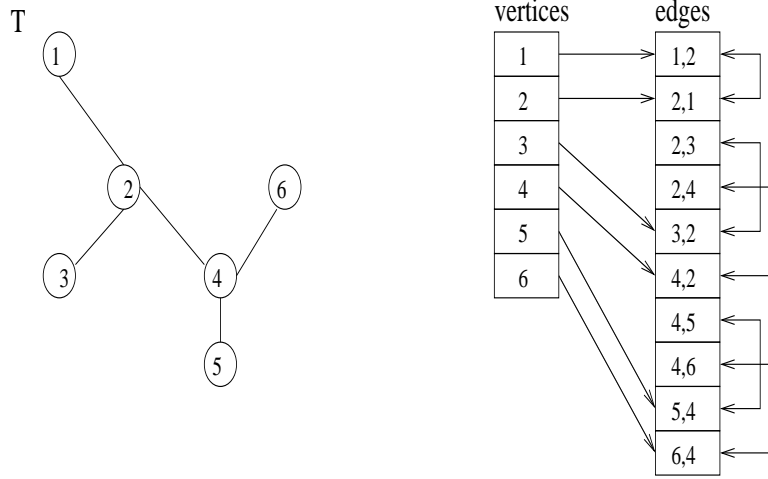


Figure 24: Tree  $T$  and its input representation

list and we assume that we know to find for each edge of the list, its distance (or rank) from the end of the list. This is the *list ranking problem* studied later in this section. By Claim 2 below, for each pair of anti-parallel edges it is enough to compare their ranks to determine which anti-parallel edge leads towards  $r$ . See also Figure 25.

**Step 1** Get a new directed graph, denoted  $T_D$ , from  $T$

**for every edge  $(u, v)$  in  $T$  pardo**

- Replace  $(u, v)$  by two anti-parallel edges:  $u \rightarrow v$  and  $v \rightarrow u$ .

Given a vertex  $v \in V$ , we assume that its adjacent edges in  $T$  are denoted  $(v, u_{v,1}), (v, u_{v,2}), \dots, (v, u_{v,deg(v)})$ , where the number of edges adjacent on  $v$  (the *degree* of  $v$ ) is denoted  $deg(v)$ .

**Step 2** For every directed edge  $u \rightarrow v$  in  $T_D$  set a pointer  $next(u \rightarrow v)$  to another directed edge in  $T_D$ , as follows.

**for every vertex  $v$  in  $V$  pardo**

- **for every  $i$ ,  $1 \leq i \leq deg(v)$  pardo**
- $next(u_{v,i} \rightarrow v) := v \rightarrow u_{v,i+1 \pmod{deg(v)}}$

**Step 3**  $next(u_{r,1} \rightarrow r) := NIL$

**Step 4** Apply a list ranking algorithm in order to compute  $rank(u \rightarrow v)$  for every edge  $u \rightarrow v$  in  $T_D$ .

**Step 5**

**for every edge  $(u, v)$  in  $T$  pardo**

- **if**  $rank(u \rightarrow v) < rank(v \rightarrow u)$
- **then** choose  $u \rightarrow v$  for  $E'$  (vertex  $v$  is closer to the root  $r$  than vertex  $u$ )
- **else** choose  $v \rightarrow u$  for  $E'$  (vertex  $u$  is closer to the root  $r$  than vertex  $v$ )

**Claim 1** The path defined by Step 2 of the algorithm is an Euler circuit.

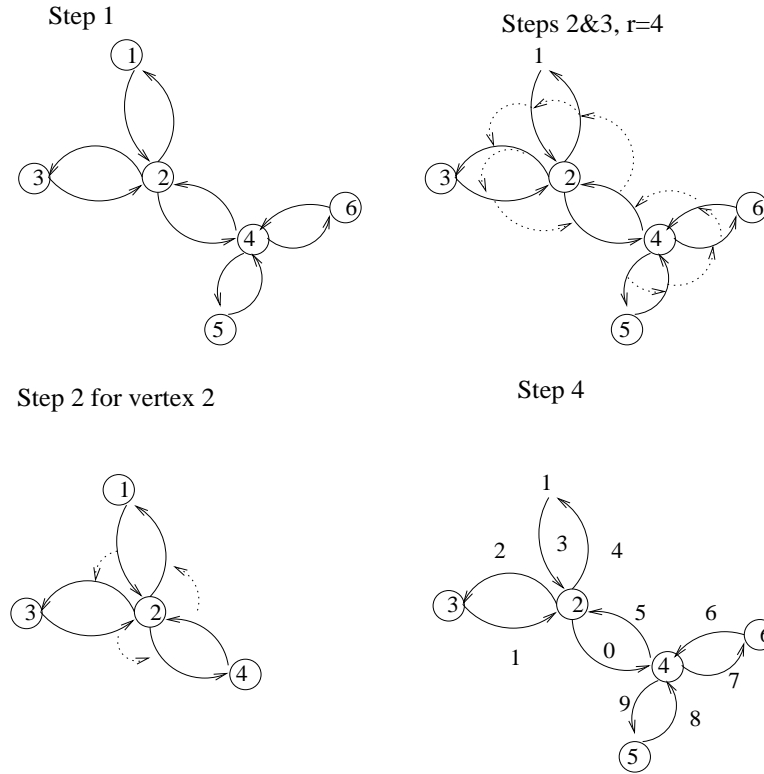


Figure 25: The Euler tour technique

**Proof** By induction on  $n$ , the number of vertices in  $T$ . For  $n = 2$  the claim readily holds. Inductively assuming the claim for every tree  $T$  with  $n - 1$  vertices, we show that it holds true for trees with  $n$  vertices. Let  $T$  be a tree with  $n$  vertices.  $T$  must have at least one vertex whose degree is one. Denote such vertex  $v$ . Delete  $v$  and its adjacent edge from  $T$ . We get another tree  $S$  with only  $n - 1$  vertices. By the inductive hypothesis, Step 2 finds an Euler tour in  $S_D$ . The directed graph  $T_D$  includes vertex  $v$  and the pair of anti-parallel edges  $u \rightarrow v$  and  $v \rightarrow u$ , in addition to all of  $S_D$ . These two anti-parallel edges will be visited by the following detour with respect to the Euler tour in  $S_D$ . There is some edge  $w_1 \rightarrow u$  for which  $next(w_1 \rightarrow u) = (u \rightarrow w_2)$  in  $S_D$ , while in  $T_D$  we would have  $next(w_1 \rightarrow u) = (u \rightarrow v)$ . The detour continues by following  $next(u \rightarrow v) = (v \rightarrow u)$ , and finally  $next(v \rightarrow u) = (u \rightarrow w_2)$ . So the Euler tour of  $S_D$  extends into an Euler tour of  $T_D$ .

**Claim 2** In case  $rank(u \rightarrow v) < rank(v \rightarrow u)$  the directed edge  $u \rightarrow v$  leads towards the root  $r$ . While in case  $rank(v \rightarrow u) < rank(u \rightarrow v)$  the directed edge  $v \rightarrow u$  is the one that leads towards the root  $r$ .

**Complexity of the reduction into list ranking in steps 1,2,3 and 5:**  $O(1)$  time and  $O(n)$  work. List ranking algorithms are discussed later.

**9.1.1. More tree problems** In the tree rooting algorithm above, we actually assumed that the original length of each directed edge  $e$  in  $T_D$  is 1, and initialize the distance between each directed edge  $e$  in  $T_D$  and its successor in the list,  $next(e)$  to 1. Interestingly, all problems below use essentially the above reduction into list ranking. The only difference among them is in the initial distances. We will assume that the input tree is already rooted at some vertex  $r$ .

### Preorder numbering

**Input** A (directed) tree  $T = (V, E)$  rooted at a vertex  $r$ . The tree is given in an adjacency list representation. Let  $V = 1, 2, \dots, n$  and assume the edges are stored in an array. The incoming edge of vertex 1 (only the root  $r$  does not have one) is followed by its outgoing edges (if exist). This is followed by the incoming edge of vertex 2 followed by its outgoing edges. Each edge appears twice: once for each of its endpoints.

The *preorder listing* of the vertices of the tree is defined recursively as follows: (1) If the number of vertices in the tree is one ( $n = 1$ ) then that node itself is the preorder listing of  $T$ . (2) Suppose  $n > 1$ . Then  $r$ , the root of  $T$ , has  $k$  outgoing edges to subtrees  $T_1, T_2, \dots, T_k$ , as suggested by Figure 26; the preorder listing of  $T$  consists of the vertex  $r$  followed by the preorder listing of tree  $T_1$ , followed by this of  $T_2$ , and so on up to the preorder listing of  $T_k$ .

Our problem is to compute the numbering of the vertices as they occur in the preorder listing.

We use the same Euler tour as we saw above, which visits each edge of  $T$  and its backwards counterpart. The preorder number of a vertex  $v$  of  $T$  is one plus the number of vertices visited prior to  $v$ . Since  $v$  itself and the vertices visited after it are counted into  $distance(u \rightarrow v)$ , the preorder number of  $v$  is  $n - distance(u \rightarrow v) + 1$ . See also Figure 26.

**Step 1** (*initialization*)

**for** every edge  $e \in E$  **pardo**

- **if**  $e$  is a tree edge **then**  $distance(e) := 1$  **else**  $distance(e) := 0$

**Step 2**

*list ranking*

**Step 3**

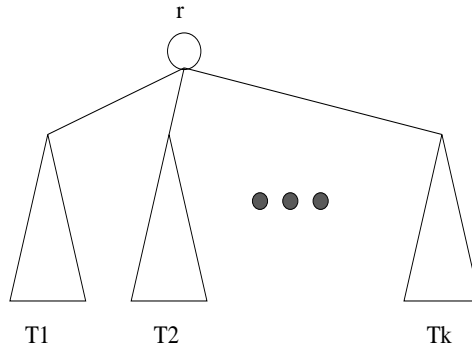
$preorder(r) := 1$

**for** every tree edge  $e = u \rightarrow v$  **pardo**

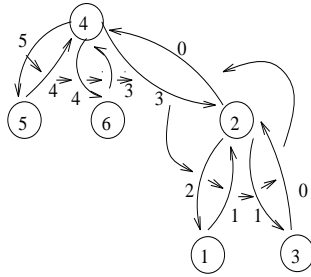
-  $preorder(v) := n - distance(e) + 1$

**Exercise 21:** *The postorder listing of the vertices of the tree is defined recursively similar to the preorder listing with one difference. Consider the case  $n > 1$ . Then, the postorder listing of  $T$  consists of the postorder listing of tree  $T_1$ , followed by this of  $T_2$ , and so on up to the postorder listing of  $T_k$ , and finally the vertex  $r$ .*

*Show how to compute the numbering of the vertices as they occur in the postorder listing.*



Tree T for definition of preorder listing



Distances computed in preorder algorithm (same graph as for Euler tour technique)

$$\text{preorder}(1) = n - \text{distance}(2 \rightarrow 1) + 1 = 6 - 2 + 1 = 5$$

Figure 26: Preorder algorithm

### Size of subtrees

Consider the subtree rooted at some vertex  $v$ . The *size of the subtree*, denoted  $\text{size}(v)$ , is the number of its vertices. We show how to find the sizes of all rooted subtrees. Assume that  $v$  is not the root and let  $u \rightarrow v$  be the incoming tree edge of  $v$ . Then, the part of the Euler tour which spans between the edge  $u \rightarrow v$  and its anti-parallel edge  $v \rightarrow u$  actually forms an Euler tour of the subtree of  $v$ . The number of tree edges in this part is  $\text{distance}(u \rightarrow v) - \text{distance}(v \rightarrow u) - 1$ , which is the number of vertices in the subtree of  $v$  excluding  $v$  itself. So, perform steps 1 and 2 as in the preorder numbering algorithm and then replace Step 3 by the following:

#### New Step 3

$\text{size}(r) := n$

**for** every tree edge  $e = u \rightarrow v$  **pardo**

-  $\text{size}(v) := \text{distance}(u \rightarrow v) - \text{distance}(v \rightarrow u)$

### Level of vertices

The level of a vertex  $v$ , denoted  $\text{level}(v)$ , is the length of the directed path from  $r$  to  $v$  counting edges. The Euler tour consists of single steps each either going down one level



or going up one level in the tree. Below, the initialization in Step 1 implies a charge of one for each downgoing step and of minus one for each upgoing step. The suffix of the Euler tour which begins at a tree edge  $e = u \rightarrow v$  includes exactly  $level(u)$  upgoing steps that do not have matching downgoing steps; and  $level(v)$  is  $level(u) + 1$ .

**Step 1** (*initialization*)

**for** every edge  $e \in E$  **pardo**

- **if**  $e$  is a tree edge **then**  $distance(e) := -1$  **else**  $distance(e) := 1$

**Step 2**

*list ranking*

**Step 3**

**for** every tree edge  $e = u \rightarrow v$  **pardo**

-  $level(v) := distance(e) + 1$

**Exercise 22:** Consider a rooted tree whose root is vertex  $r$ . A node  $i$  is defined to be an ancestor of node  $j$  if it is on the path from  $r$  to  $j$ .

(a) Prove that node  $i$  is an ancestor of node  $j$  if and only if  $preorder(i) < preorder(j)$  and  $postorder(i) > postorder(j)$ .

(b) Explain how to preprocess the tree efficiently in parallel, so that a query of the form "is node  $i$  an ancestor of node  $j$ ?" can be processed in constant time using a single processor.

**Exercise 23:** Let  $T$  be an undirected tree with  $n$  nodes. We would like to find a node whose removal disconnects  $T$  into connected components so that no connected component contains more than  $n/2$  vertices.

(a) Give an efficient algorithm for the problem. Your algorithm should be as efficient as possible.

(b) What is its work and time complexity? Explain.

## 9.2. A first list ranking algorithm: Technique: Pointer Jumping

The **list ranking problem** is defined as follows.

**Input:** A linked list of  $n$  elements. The elements are stored in an array  $A$  of size  $n$ . See Figure 27. Each element, except one (to be called *last*), has a pointer to its successor in the list; also, each element, except one (to be called *first*), is the successor of exactly one element in the list. Formally, element  $i$ ,  $1 \leq i \leq n$ , has a pointer field  $next(i)$  which contains the array index of its successor. We define  $rank(i)$  as follows: for each  $i$ ,  $rank(i) = 0$  if  $next(i) = NIL$  (or "end-of-list") and  $rank(i) = rank(next(i)) + 1$  otherwise.

The list ranking problem is to compute  $rank(i)$  for every  $i$ ,  $1 \leq i \leq n$ . The list ranking problem has a straightforward linear time serial algorithm. (1) Find for every element

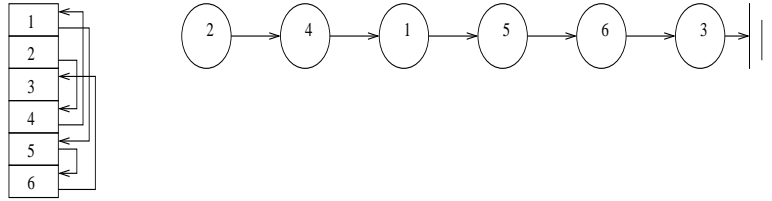


Figure 27: Input for list ranking problem

$i$ , its predecessor,  $pre(i)$ , in the list, as follows: for every element  $i$ ,  $1 \leq i \leq n$ , unless  $next(i) = NIL$ , set  $pre(next(i)) := i$ . (2) Trace the list by following the  $pre$  pointers and thereby compute  $rank(i)$  for every element  $i$ .

Before proceeding to parallel algorithms for list ranking we note that step (1) of the above serial algorithm can be implemented in  $O(1)$  time and  $O(n)$  work.

We assume that  $\log n$  is an integer. A simple parallel list ranking algorithm follows. See also Figure 28.

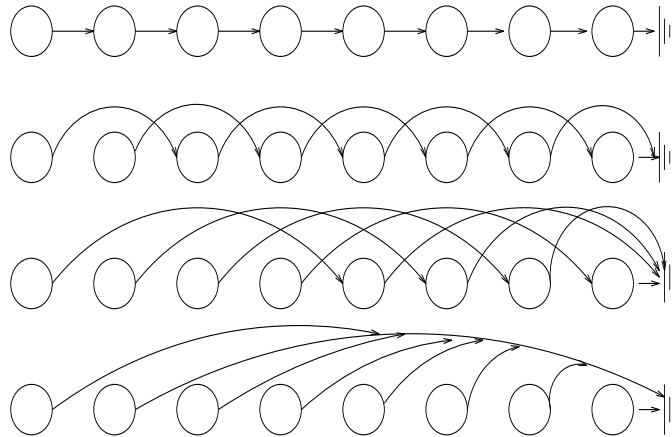


Figure 28: Basic parallel pointer jumping algorithm

ALGORITHM 1 (Basic pointer jumping)

**for**  $i$ ,  $1 \leq i \leq n$  **pardo**

- **if**  $next(i) = NIL$  **then**  $distance(i) := 0$  **else**  $distance(i) := 1$

- **for**  $k := 1$  **to**  $\log n$
- $distance(i) := distance(i) + distance(next(i))$
- $next(i) := next(next(i))$

**Correctness claim** Upon termination of the basic pointer jumping algorithm,  $distance(i) = rank(i)$  for every  $i$ ,  $1 \leq i \leq n$ .

**Proof of claim** For every non-negative integer  $k$  and for every element  $i$ ,  $1 \leq i \leq n$ , the following holds true. After iteration  $k$ : (a) if  $next(i) \neq NIL$  then  $distance(i) = 2^k$ ; also  $2^k$  is the actual number of edges between element  $i$  and element  $next(i)$  in the original linked list; (b) if  $next(i) = NIL$  then  $distance(i)$  is the number of edges between element  $i$  and the first element in original linked list. To see this, apply a simple induction on  $k$ . This implies that after iteration  $\log n$ ,  $next(i) = NIL$  for every element  $i$ ,  $1 \leq i \leq n$ . The claim follows.

**Theorem 9.1:** *The basic pointer jumping algorithm runs in  $O(\log n)$  time and  $O(n \log n)$  work.*

**Exercise 24:** *Tune up the basic pointer jumping algorithm so that the above theorem will hold for the EREW PRAM within the same work and time complexities.*

We note that: (1) Even if we revise the algorithm to avoid repeated pointer jumping for elements whose  $next$  pointer already reached the end of the list ( $NIL$ ), the work complexity will remain  $\Omega(n \log n)$ . On the other hand, the work complexity of the work-optimal algorithms presented later in this section is  $O(n)$ . (2) The same pointer jumping method can be applied to a rooted tree, instead of a linked list, to find the distance of every node from the root.

**Preview of a symmetry breaking challenge.** By way of motivation, we present a hypothetical approach towards designing a work-optimal list ranking algorithm. Consider an instance of the list ranking problem, where the list is in an array order (i.e.,  $next(i) = i + 1$  for  $1 \leq i < n$ , and  $next(n) = NIL$ ). Selecting (or marking) all the elements of the list whose rank is an odd number in  $O(1)$  time and  $O(n)$  work is simple. Next consider advancing to a new linked list which includes only the even ranked elements by shortcutting over all odd ranked ones. The new list includes  $n/2$  elements. Our hypothetical list ranking algorithm will do this link-halving recursively till  $n = 1$ . It is not hard to see the strong resemblance between such a recursive algorithm and the recursive prefix-sums algorithm, given earlier. However, this approach cannot work in the present context. We do not know how to select all odd-ranked elements without ranking the whole list, which is the problem we are actually trying to solve. (It turns out that a known theorem implies that using a polynomial number of processors this should take  $\Omega(\log n / \log \log n)$  time.) In the sequel, we consider selection of all odd-ranked elements

an *ideal break of symmetry*. We distinguish two properties of such selection: (1) *Uniform sparsity*: For every chain of two (successive) elements in the list at least one is not selected. (2) *Uniform density*: For every chain of two (successive) elements in the list at least one is selected. The next few sections are primarily about providing ways for approximating this ideal symmetry breaking.

### 9.3. A Framework for Work-optimal List Ranking Algorithms

This section actually follows the same accelerating cascades framework as in the selection algorithm. For devising fast  $O(n)$ -work algorithm for list ranking, we will use two building blocks. Each building block is itself a list ranking algorithm:

(1) Algorithm 1 runs in  $O(\log^2 n)$  time and  $O(n)$  work. It works in  $O(\log n)$  iterations, each takes an instance of the list ranking problem of size, say  $m$ , and reduces it in  $O(\log m)$  time and  $O(m)$  work to an instance of the list ranking problem whose size is bounded by  $cm$ , where  $0 < c < 1$  is some constant fraction. It will be easy to conclude that this indeed leads to a total of  $O(\log^2 n)$  time and  $O(n)$  work.

(2) Algorithm 2 runs in  $O(\log n)$  time and  $O(n \log n)$  work. Actually, the basic pointer jumping algorithm of the previous section serves as algorithm 2.

#### Ultra-high-level description of a fast work-optimal list ranking algorithm

**Step 1.** Repeat the reducing iterations of Algorithm 1 till getting an instance of size  $\leq n/\log n$ .

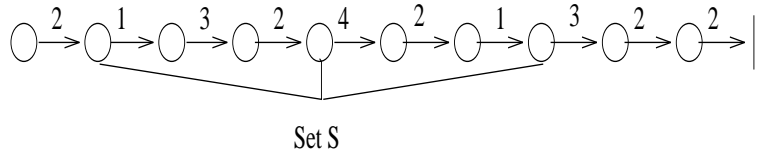
**Step 2.** Apply Algorithm 2.

**Complexity analysis.** Step 1 takes  $r = O(\log \log n)$  reducing iterations and a total of  $O(\log n \log \log n)$  time. The number of operations is  $\sum_{i=0}^{r-1} nc^i = O(n)$ , where  $c$  is the constant fraction of Algorithm 1. Step 2 takes additional  $O(\log n)$  time and  $O(n)$  work. So, in total we get  $O(\log n \log \log n)$  time, and  $O(n)$  work. However, in case Algorithm 1 is randomized then the whole list ranking algorithm becomes randomized as well; see Theorem 9.2 for its probabilistic complexity bounds.

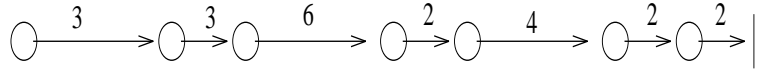
In the subsequent sections, two alternatives for Algorithm 1, are presented. For completeness, we describe below in detail some features which are shared by both alternatives.

**Detailed description of a recursive work-optimal list ranking algorithm** The key step involves finding: 1. A “large sparse” subset  $S$  which contains at least a fraction of the elements in the linked list; *note that this is not a uniform density requirement*; but 2. No two successive elements—a *uniform sparsity requirement*. Every element of  $S$  is detoured, and thereby omitted from the list. This is done by advancing the *next* pointer of its predecessor to its successor. We compact the elements of  $A - S$  into a smaller array  $B$  using the compaction application of prefix-sums, and “relate” the *next* pointers to the elements of  $B$ ; this last bookkeeping operation is suppressed from the pseudo-code below. We recursively solve the list ranking problem with respect to array  $B$ , finding the final ranking for all elements in  $B$ . Finally, this ranking is extended to elements of  $S$ . An example is given in Figure 29.

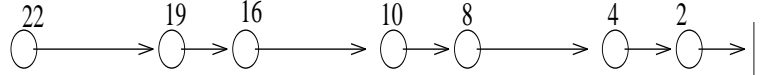
### Linked list with distances



### Linked list of A-S



### Recursive solution for the list A-S



### Recursive solution for A

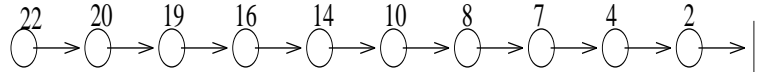


Figure 29: Recursive work-optimal list ranking

List\_Rank( $A(1), \dots, A(n); next(1), \dots, next(n); distance(1), \dots, distance(n)$ )

1. **if**  $n = 1$
2. **then** Return
3. **else** Find a (large sparse) subset  $S$  of  $A$  such that:
  - (1)  $|S| > bn$ , where  $b$  is some constant fraction,  $0 < b \leq 1/2$ ; and
  - (2) if some element  $i$  is in  $S$  then  $next(i)$  is not in  $S$ .
4. **for**  $i, 1 \leq i \leq n$  **pardo**
  - **if**  $i \in S$
  - **then**  $distance(pre(i)) := distance(pre(i)) + distance(i)$
  - $next(pre(i)) := next(i)$
5. Use a prefix-sums routine to compact the elements of  $A - S$  into a smaller
  - array  $B = B(1), \dots, B(m)$ , where  $m = |A - S|$ .
6. Call List\_Rank( $B(1), \dots, B(m); next(1), \dots, next(m); distance(1), \dots, distance(m)$ )
7. **for**  $i, 1 \leq i \leq n$  **pardo**
  - **if**  $i \in S$
  - **then**  $distance(i) := distance(i) + distance(next(i))$

**Complexity Analysis** Finding a large sparse subset, as per Step 3, is deferred to the next sections. Step 4 takes  $O(n)$  work and  $O(1)$  time. Step 5:  $O(n)$  work,  $O(\log n)$  time.

Let  $c = 1 - b$ . Step 6:  $T(nc)$  time,  $W(nc)$  work. Step 7:  $O(n)$  work and  $O(1)$  time. So, excluding Step 3, the recurrences that have to be satisfied are  $T(n) \leq T(nc) + O(\log n)$  and  $W(n) \leq W(nc) + O(n)$ . The solutions are  $T(n) = O(\log^2 n)$  and  $W(n) = O(n)$ . If we use only  $r(n) = O(\log \log n)$  rounds of reducing iterations, the running time becomes  $T(n) = O(\log n \log \log n)$  and the work remains  $W(n) = O(n)$ .

In the next two sections, we give algorithms for the large sparse subset problem. The first method is randomized. The second method is deterministic and actually solves a more difficult problem in the sense that some uniform density is also achieved.

#### 9.4. Randomized Symmetry Breaking

For simplicity, we will define the large sparse set problem for a linked ring. A linked ring can be trivially obtained from a linked list as follows. Set the first element to be the successor of the last element. Specifically,  $next(last) := first$  where  $first$  is the index of the first element and  $last$  is the index of the last element.

##### The large sparse set problem

**Input:** A linked ring of  $n$  elements. The elements are stored in an array  $A$  of size  $n$ . Each element has a pointer to its successor in the ring, and is the successor of exactly one element in the ring. Formally, element  $i$ ,  $1 \leq i \leq n$ , has a pointer field  $next(i)$  which contains the array index of its successor.

The problem is to find a subset  $S$  of  $A$  such that: (1)  $|S| > bn$ , where  $b$  is some constant fraction,  $0 < b \leq 1/2$ ; and (2) if some element  $A(i)$  is in  $S$  then  $next(i)$  is not in  $S$ . Formally, the output is given in an array  $S = [S(1), \dots, S(n)]$ . For  $i$ ,  $1 \leq i \leq n$ , if  $S(i) = 0$  then  $i$  is in the sparse set  $S$  and if  $S(i) = 1$   $i$  is not.

The algorithm below has a randomized step. An independent coin is flipped for each element  $i$ ,  $1 \leq i \leq n$ , resulting in *HEAD* or *TAIL* with equal probabilities. The *HEAD* or *TAIL* result is written into  $R(i)$ ,  $1 \leq i \leq n$ . Now, *all elements whose result is HEAD and whose successors result is TAIL are selected into S*.

Large\_sparse\_set

**for**  $i$ ,  $1 \leq i \leq n$  **par**do

- With equal probabilities write *HEAD* or *TAIL* into  $R(i)$
- **if**  $R(i) = \textit{HEAD}$  and  $R(next(i)) = \textit{TAIL}$
- **then**  $S(i) := 0$
- **else**  $S(i) := 1$

**Complexity** The algorithm runs in  $O(1)$  time and  $O(n)$  work.

The set  $S$  is indeed a large sparse set, as explained below. First, it satisfies uniform sparsity (item (1)), since if an element is selected its successor cannot be selected. To see that, note that an element  $i$  is selected only if  $R(next(i)) = \textit{TAIL}$ , which implies that its successor,  $next(i)$ , cannot be selected. The number of elements in  $S$  is a random variable, and the following Lemma establishes that with high probability  $S$  is large enough.

**Lemma** Assume that  $n$  is even.

(1) The expected size of  $S$  is  $n/4$ .

(2) The probability that  $|S| \leq n/16$  is exponentially small; formally, it is  $O(c^{\Omega(n)})$ , where  $c$  is a constant  $0 < c < 1$ .

Extensions to odd values of  $n$  here and in the corollaries of the Lemma make an easy exercise.

**Proof of Lemma** (1) Each element gets *HEAD* with probability  $1/2$ ; independently, its successors gets *TAIL* with probability  $1/2$ . So, the probability that an element is in  $S$  is  $1/4$  and item (1) of the Lemma follows. (2) For the proof we quote Corollary 6.7 from page 125 in [CLR90], for bounding the right tail of a binomial distribution (henceforth called the **Right Tail theorem**):

Consider a sequence of  $n$  Bernoulli trials, where in each trial success occurs with probability  $p$  and failure occurs with probability  $q = 1 - p$ . Let  $X$  be the (random variable counting the) number of successes. Then for  $r > 0$

$$Pr(X - np \geq r) \leq \left(\frac{npq}{r}\right)^r$$

Consider a set  $B$  comprising some element  $i$  in the ring as well as all the other  $n/2 - 1$  elements of the ring whose distance from  $i$  an even number. We will derive item (2) in the Lemma by restricting our probabilistic analysis to elements (in  $A$  that are also) in  $B$ . We saw above that each element of  $B$  is *not selected* into  $S$  with probability  $3/4$ . These probabilities are pairwise independent. (To be on the safe side, we do not make any assumptions about the elements in  $A - B$ .) We have a sequence of  $n/2$  Bernoulli trials, where in each trial success occurs with probability  $p = 3/4$ . By the Right Tail theorem, the probability that at least  $7/8$  of the  $n/2$  elements of  $B$  are not selected (and therefore  $r = (7/8)(n/2) = 7n/16$ ) is at most

$$\left(\frac{(n/2)(3/4)(1/4)}{(7n/16)}\right)^{(7n/16)} = (3/14)^{(7n/16)}$$

Item 2 of the Lemma follows.

Each iteration of the recursive work-optimal list ranking algorithm of the previous section can employ routine `Large_sparse_set`. The corollary below allows to wrap up the complexity analysis for the work-optimal fast list ranking algorithms.

**Corollary** Suppose the recursive work-optimal algorithm is applied until a list of size  $\leq n/\log n$  is reached. Consider the probability that a list of this size is reached in such a way that in each iteration along the way  $|S| \leq 15|A|/16$ . Then, the probability that this does not happen is exponentially small. Formally, there is some integer  $N$  such that for every  $n \geq N$ , that probability is  $O(\alpha^{\Omega(n/\log n)})$ , where  $\alpha$  is a constant  $0 < \alpha < 1$ .

**Proof of corollary** The size of  $A$  in the last application of the recursive work-optimal algorithm is at least  $n/\log n$ . The probability that  $|S| \leq 15|A|/16$  in the last application is at least

$$1 - (3/14)^{\frac{7n}{16 \log n}}$$

The probability for  $|S| \leq 15|A|/16$  in each of the preceding applications is at least this much. Also, in the case where  $|S| \leq 15|A|/16$  in all applications there will be at most  $\log_{16/15} \log n$  applications. Therefore, the probability for having  $|S| \leq 15|A|/16$  in all applications before a list of size  $n/\log n$  is reached is at least

$$1 - (3/14)^{\frac{7n}{16 \log n} \log_{16/15} \log n}$$

Deriving the corollary is now straightforward.

We conclude,

**Theorem 9.2:** *Using the randomized large sparse set routine, the work-optimal fast list ranking algorithm runs in time  $O(\log n \log \log n)$  and  $O(n)$  work with probability of  $1 - x(n)$ , where  $x(n)$  is decreasing exponentially as a function of  $n/\log n$ .*

It is also possible to argue that using the randomized large sparse set routine, the average running time of the recursive work-optimal algorithm is  $O(\log^2 n)$  and the average work is  $O(n)$ .

**Exercise 25:** (*List ranking wrap-up*). Describe the full randomized fast work-optimal list ranking algorithm in a “parallel program”, similar to pseudo-code that we usually give. Review briefly the explanation of why it runs in  $O(\log n \log \log n)$  time and  $O(n)$  work with high-probability.

## 9.5. Deterministic Symmetry Breaking

We actually solve the following problem.

### The $r$ -ruling set problem

**Input:** A linked ring of  $n$  elements. The elements are stored in an array  $A$  of size  $n$ , where each element  $i$ ,  $1 \leq i \leq n$ , has one successor  $next(i)$  and one predecessor. The input also includes an integer  $r \geq 2$ .

A subset  $S$  of the elements is  $r$ -ruling if the following two conditions hold true: (1) (*uniform density*) if some element  $i$  is not in  $S$ , then at least one of its  $r$  successors is in  $S$ ; (for example, if  $r = 2$  then either element  $next(i)$  or element  $next(next(i))$  must be in  $S$ ;) and (2) (*uniform sparsity*) if some element  $i$  is in  $S$  then  $next(i)$  is not in  $S$ .

The problem is to find an  $r$ -ruling set. As before, the output is given in an array



$S = [S(1), \dots, S(n)]$ . For  $i$ ,  $1 \leq i \leq n$ , if  $S(i) = 0$  then  $i$  is in the  $r$ -ruling set  $S$ , and if  $S(i) = 1$  it is not.

For convenience, we will also assume that  $\log n$  is an integer.

Item (1) implies that any chain of  $r + 1$  elements in the linked list must include at least one element in  $S$ . So an  $r$ -ruling set must contain at least  $\lceil \frac{n}{r+1} \rceil$  elements. As with the large sparse set problem, item (2) implies that an  $r$ -ruling set contains at most  $n/2$  elements.

The randomized algorithm singled out many elements that had a *HEAD* tag followed by a *TAIL* tag. An intriguing question is how to achieve a similar effect in a deterministic algorithm. For that, we set below an intermediate objective, then explain why it is helpful and finally show how to accomplish it.

**Setting an intermediate objective** The *input array itself provides each element in the ring with an index in the range*  $[0, \dots, n - 1]$ . For each element  $i$  in the ring, we will use the index as its tag. Now, note that the tags satisfy the following *local asymmetry property*:  $tag(i) \neq tag(next(i))$ . The **intermediate objective** is: *Replace each  $tag(i)$  value by an alternative  $newtag(i)$  value, such that the range  $[0, \dots, x - 1]$  of the  $newtag$  values is much smaller (i.e.,  $x \ll n$ ), but maintain the local asymmetry property.*

**Why is the intermediate objective relevant for the  $r$ -ruling set problem?**

Consider marking each element  $i$  whose  $newtag$  value is a local maximum (i.e.,  $newtag(pre(i)) < newtag(i)$  and  $newtag(next(i)) < newtag(i)$ ); Consider also marking each element  $i$  whose  $newtag$  value is a local minimum (i.e.,  $newtag(pre(i)) > newtag(i)$  and  $newtag(next(i)) > newtag(i)$ ), if neither its successor nor its predecessor was already marked (as local maxima).

*Observation.* The marked elements form an  $(x - 1)$ -ruling set.

The distance (i.e., number of edges) between one local maximum, and its subsequent local minimum in the ring, can not exceed  $x - 1$ . The tag of a local maximum is  $\leq x - 1$ , and its immediate successors form a monotonically decreasing sequence with at most  $x - 1$  elements, leading to a local minimum, whose tag is  $\geq 0$ . See Figure 30. For similar reasons, the distance between one local minimum, and its subsequent local maximum in the ring, can not exceed  $x - 1$ . Consider an element  $i$  which is not marked. The distance to its subsequent local extremum (i.e., maximum or minimum) is  $x - 2$ . The only case where such an extremum is not marked is where it is a local minimum whose successor is marked (being a local maximum). In any case, the distance from element  $i$  to its subsequent marked element is at most  $x - 1$ . The observation follows.

### The basic idea

The *deterministic coin tossing* method is presented next. It accomplishes the intermediate objective, by considering the binary representation of the tag values, as follows:

**for**  $i$ ,  $1 \leq i \leq n$  **pardo**

- find  $\alpha(i)$ , the rightmost bit position where bit  $\alpha(i)$  in  $tag(i)$  and bit  $\alpha(i)$
- in  $tag(next(i))$  differ;
- set  $newtag(i) :=$  the ordered pair  $(\alpha(i), \text{bit } \alpha(i) \text{ of } i)$

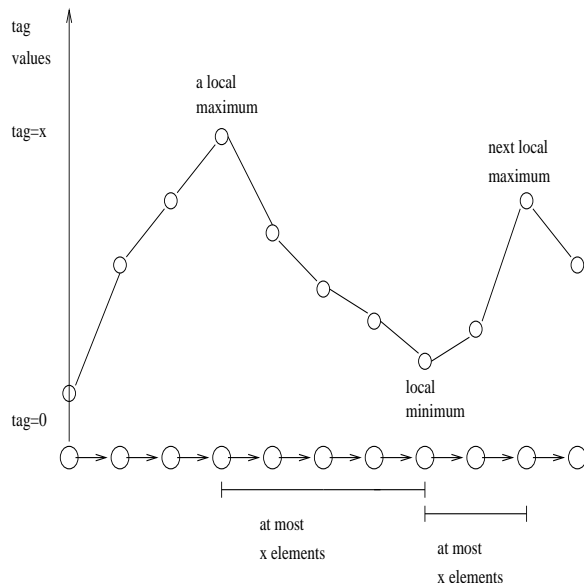


Figure 30: There are at most  $2x - 1$  elements between two successive local maxima

**Example 1** Let  $i = 20$ , or  $0\dots010100$  in binary, and  $next(i) = 24$ , or  $0\dots011000$  in binary. Both  $i$  and  $next(i)$  have 0 in bit position 0, and 0 in bit position 1. They differ in bit position 2 where  $i$  has 1 and  $next(i)$  has 0. So,  $newtag(i) = (2, 1)$ .

**Claim 1** The  $newtag$  values maintain the local asymmetry property. That is, for every element  $i$ ,  $newtag(i) \neq newtag(next(i))$ .

**Proof** Assume in contradiction that  $newtag(i) = newtag(next(i))$ . This implies that  $\alpha(i)$ , the first component in the pair of  $newtag(i)$ , is equal to  $\alpha(next(i))$ , the first component in the pair of  $newtag(next(i))$ . However, the definition of  $\alpha(i)$  implies that bits  $alpha(i)$  in  $tag(i)$  and  $tag(next(i))$  are different, and therefore their second component must be different. A contradiction.

In the sequel we alternate between the above definition of  $newtag(i)$  as an ordered pair and the following alternative definition  $newtag(i) := 2\alpha(i)$  plus bit  $\alpha(i)$  of  $i$ . The former was more convenient for the proof of Claim 1 above, while the latter is more convenient for the following paragraph. No confusion will arise.

**Example 1 (continued)** Using the alternative definition  $newtag(i)$  will be  $2 \cdot 2 + 1 = 5$ .

The alternative definition of the  $newtag$  values maps them to integers in the range  $0, \dots, 2 \log n - 1$ .

**Remark** In our complexity analysis we will refer to the computation of  $newtag(i)$ , for each  $i$ , as taking constant time using a single processor. This needs further justification. Without loss of generality assume that  $i > next(i)$ . (Otherwise exchange the two numbers in the discussion below.) Set  $h = i - next(i)$ , and  $k = h - 1$ , and observe that

$h$  has a 1 in bit position  $\alpha(i)$  and a 0 for all bit positions of lesser significance, while  $k$  has a 0 bit  $\alpha(i)$  and a 1 for all bits of lesser significance. Also all bit positions of higher significance in  $h$  and  $k$  are equal. Compute  $l$ , the exclusive-or of the bit representation of  $h$  and  $k$ . Observe that  $l$  is the unary representation of  $\alpha(i) + 1$ , and it remains to convert this value from unary to binary (and do some additional standard arithmetic operations) to get  $newtag(i)$ . We just demonstrated that if conversion from unary to binary can be done in constant time, the computation of  $newtag(i)$  also takes constant time.

**Theorem 9.3:** *The deterministic coin tossing technique computes an  $r$ -ruling set, where  $r = 2 \log n - 1$ , in  $O(1)$  time using  $O(n)$  work.*

**Proof of Theorem** The proof follows from Claim 1 above.

**Exercise 26:** *Consider a linked list of 16 elements (i.e.,  $n = 16$ ) whose nodes are 9, 5, 1, 13, 0, 8, 4, 12, 14, 15, 11, 7, 3, 2, 6, 10. In this drilling question, show how to find an  $r$ -ruling set as per Theorem 9.3 above.*

**Exercise 27:** *Iterating deterministic coin tossing*

Given is a ring of  $n$  nodes as above. Following application of the deterministic coin tossing technique, each element in the ring has a tag in the range  $[0, \dots, 2 \log n - 1]$  and the tags satisfy the local asymmetry property. Reapply the deterministic coin tossing to replace each  $tag(i)$  value by an alternative  $newtag(i)$  value, whose range is even smaller; specifically, the smaller range will be  $[0, \dots, x - 1]$ .

(1) Show that  $x = \lg \lg n$  where  $\lg$  denotes the logarithm function with base  $\sqrt{2}$  (i.e.,  $\log_{\sqrt{2}}$ ). (Note: you will need to assume that some parameters are integers.)

Let  $\log^* n$  denote the function of  $n$  representing the number of applications of the log function needed to bring  $n$  down to at most 2. Formally, denote  $\log^{(1)} n = \log n$  and  $\log^{(i)} n = \log \log^{(i-1)} n$ ;  $\log^* n$  is now the minimum  $i$  for which  $\log^{(i)} n \leq 2$ .

(2) Show that after  $O(\log^* n)$  iterations the range of tags will be  $[0, 1, 2, 3, 4, 5]$ . Explain why it takes a total of  $O(\log^* n)$  time and  $O(n \log^* n)$  work.

(3) Show how to derive a 2-ruling set from these tags in additional  $O(1)$  time, and  $O(n)$  work.

(4) Show how to use this 2-ruling set algorithm for a list ranking algorithm which runs in  $O(\log n)$  time and  $O(n \log^* n)$  work. (Note: In this exercise and several others later, you need to apply the parallel prefix-sum algorithms that runs in  $O(\log n / \log \log n)$  time and  $O(n)$  work, per [CV89]).

*Vertex coloring of a graph* is defined as assignment of colors to the vertices of the graph so that no two adjacent vertices get the same color. The well-known *vertex coloring problem* seeks vertex coloring using the smallest possible number of colors.

The local asymmetry property ensures that the tags are always a *coloring* as no two adjacent nodes have the same tag value. Clearly a 2-ruling set implies a coloring of a ring by 3 colors, also called a 3-coloring.

**Exercise 28:** Let  $T$  be a rooted tree where each vertex, except the root, has a pointer to its parent in the tree. Assume that the set of vertices is numbered by integers from 1 to  $n$ . Give an algorithm for 3-coloring  $T$  in  $O(\log^* n)$  time and  $O(n \log^* n)$  work.

## 9.6. An Optimal-Work 2-Ruling set Algorithm

We present a 2-ruling set algorithm that runs in  $O(\log n)$  time and  $O(n)$  work, using the WD presentation methodology.

**Input:** A linked ring of  $n$  elements. The elements are stored in an array  $A$  of size  $n$ ;  $next(i)$  is a pointer to the successor of  $i$  in the list, and  $pre(i)$  is a pointer to its predecessor, for every  $i$ ,  $1 \leq i \leq n$ . Our problem is to find a subset  $S$  of  $A$  which is 2-ruling. That is: (1) if some element  $A(i)$  is not in  $S$  then either  $next(i)$  or  $next(next(i))$  is in  $S$ ; (2) if some element  $A(i)$  is in  $S$  then  $next(i)$  is not in  $S$ . Formally, the output is given in an array  $S = S(1), \dots, S(n)$ ; if  $S(i) = 0$  then  $i$  is in the ruling set  $S$  and if  $S(i) = 1$  then  $i$  is not in  $S$ , for  $i$ ,  $1 \leq i \leq n$ .

Using deterministic coin tossing, a tag in the range  $[0, \dots, 2 \log n - 1]$  is computed for every element  $i$ . The main loop of the algorithm has  $2 \log n$  iterations. Consider an element  $i$  such that  $tag(i) = k$ . Iteration  $k$  visits element  $i$ , and if neither its predecessor nor its successor are in the ruling set, selects element  $i$  into the ruling set.

The algorithm uses the WD methodology in specifying the elements that participate in an iteration of the main loop, by means of a set.

**ALGORITHM 1** (2-ruling set; WD upper level)

1. Apply one iteration of deterministic coin tossing to get a value  $newtag(i)$  in the range  $[0, \dots, 2 \log n - 1]$ , for every  $1 \leq i \leq n$ .
2. **for**  $i$ ,  $1 \leq i \leq n$  **pardo**
  - $S(i) := 1$  ( $S$  is initially empty)
3. **for**  $k := 0$  to  $2 \log n - 1$  **do**
4.   **for**  $i$ ,  $1 \leq i \leq n$ , such that  $newtag(i) = k$  **pardo**
  - **if**  $S(pre(i)) = S(next(i)) = 1$
  - **then**  $S(i) := 0$

**Claim** The algorithm finds a 2-ruling set.

**Proof** (1) We show that if an element  $i$  is in  $S$  then  $next(i)$  is not in  $S$ . Element  $i$  had to be selected into  $S$  at iteration  $newtag(i)$ . We know that element  $next(i)$  was not

selected in a prior iteration. The reason is that by the selection rule element  $i$  would not have been selected. We also know that element  $next(i)$  is not even considered at iteration  $newtag(i)$  since  $newtag(next(i)) \neq newtag(i)$ . Later iterations will not select element  $next(i)$  since  $i$  is already in  $S$ . (2) We show that if element  $i$  was not selected into  $S$  then at least one among  $pre(i)$  and  $next(i)$  was. Element  $i$  is selected if neither  $pre(i)$  nor  $next(i)$  were in  $S$  by the beginning of iteration  $newtag(i)$ . This implies that if element  $i$  is not in  $S$  then either  $next(i)$  or  $next(next(i))$  is.

**Complexity (preview)** Step 1 takes  $O(1)$  time and  $O(n)$  work. So does Step 2. Each element participates in one iteration of Step 3 and needs  $O(1)$  work. So, if properly sequenced for the lower level of the WD methodology, the total number of operations can be  $O(n)$ . The number of iterations is  $O(2 \log n)$  and therefore the time is  $O(\log n)$ . This gives a total of  $O(\log n)$  time and  $O(n)$  work.

**Exercise 29:** (*WD lower level.*) Add a new step after Step 1 above: apply the integer sorting algorithm, given earlier, to sort the  $newtag$  values. Explain why the new step takes  $O(\log n)$  time and  $O(n)$  work. Use the output of the sorting algorithm in order to get a lower-level Work-Depth description of the 2-ruling set algorithm. Show that the complexity bounds of the above preview analysis still apply.

**Exercise 30:** (*List ranking wrap-up.*) Describe the full fast work-optimal list ranking algorithm in a “parallel program”, similar to pseudo code that we usually give. Review briefly the explanation of why it runs in  $O(\log n \log \log n)$  time and  $O(n)$  work.

**Exercise 31:** (*List ranking in  $O(\log n)$  time and  $O(n)$  work.*) Show how to apply the parallel prefix-sum algorithms that runs in  $O(\log n / \log \log n)$  time and  $O(n)$  work (per [CV89]) in order to get  $O(\log n)$  time and  $O(n)$  work for list ranking.

## 10. Tree Contraction

Consider a rooted binary tree  $T$  where each node has either two children - a left child and a right child - or is a leaf, and let  $x$  be a leaf of  $T$ . Assume that the root has two children, and at least one of them has two children. We will define the rake operation for leaves whose parent is not the root. Let  $x$  be a leaf, let  $y$  be its parent (also called the *stem* of leaf  $x$ ) and  $u$  be the parent of  $y$ , and let the other child of  $y$  (which is also the sibling of  $x$ ) be  $z$ . Applying the **rake** operation to leaf  $x$  means the following: *delete  $x$  and  $y$  and have  $z$  become a child of  $u$  instead of  $y$ .* See Figure 31.

**Observation 1.** Applying the rake operation to a leaf  $x$  of the binary tree  $T$ , whose parent is not the root yields a tree which is still binary.

A **serial tree contraction scheme** applies rakes in several steps until the tree  $T$  becomes a 3-node binary tree (which consists of a root having two leaves as children).

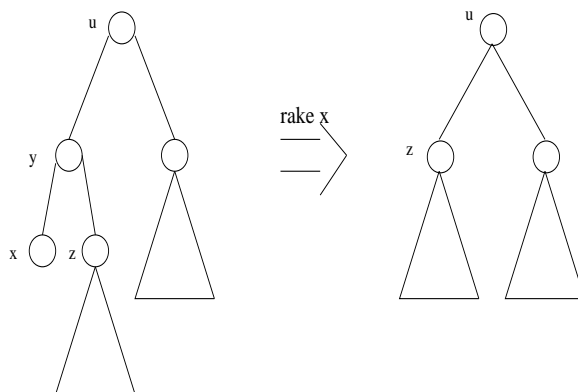


Figure 31: A rake operation

**Parallel rake.** Applying the rake operation in parallel to several leaves is considered *legal* as long as the following two conditions hold: (i) no two of the raked leaves have the same parent (stem); and (ii) the parent of a stem cannot be a stem of a leaf which is currently being raked.

**Observation 2.** Applying a legal parallel rake operation to leaves of the binary tree  $T$ , yields a tree which is still binary.

A **parallel tree contraction scheme** applies rounds of legal parallel rakes until the tree  $T$  becomes a 3-node binary tree. The notion of parallel tree contraction scheme serves as an important paradigm in parallel algorithms. Specifying the exact order of rake operations gives a **parallel tree contraction algorithm**. Next, we present a tree contraction algorithm whose number of rounds is logarithmic in the number of leaves.

Suppose  $T$  has  $n$  leaves.

**Step 1** Number the leaves from 1 to  $n$  in the same order in which they are visited in a depth-first search of  $T$ . Use the Euler tour technique to do this in  $O(\log n)$  time and  $O(n)$  operations assuming that the input tree is given in a proper way.

**Observation 3.** Let  $L$  be the subset of the leaves consisting of the odd-numbered leaves of  $T$ . Each leaf in  $L$  has a stem which is a node of  $T$ ; let  $S$  be the set consisting of these stems. Then, for each node in  $S$  there is at most one other node in  $S$  which is adjacent to it. In other words, consider the subgraph of  $T$  which is induced by  $S$ ; then each of its connected components consists of either two node connected by an edge or a singleton node.

**Proof of Observation 3.** The proof follows by a simple case analysis. We will examine cases of possible paths in  $T$  which contain three nodes; for each of these case, we argue that it is not possible that all three nodes are in  $S$ . See Figure 32. (1) The path consist of a node and its two children; if the children are stems in  $S$ , they are not leaves and the node cannot be a stem in  $S$ . (2) Let  $u$  and its parent  $v$  be two nodes in  $S$ . Consider the case where  $u$  is a left child of  $v$ . Then for both of them to be stems, the right child

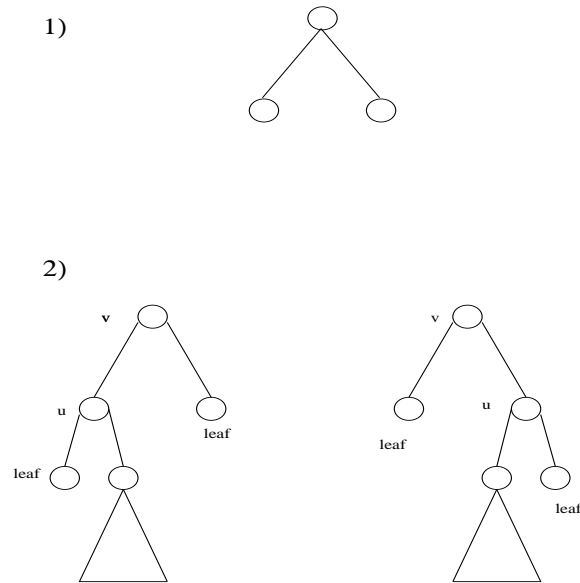


Figure 32: Case analysis for tree contraction observation

of  $v$  and the left child of  $u$  must be leaves. It is important to notice that these are the leftmost and rightmost leaves in the subtree rooted in  $v$ . We argue that  $w$ , the parent of  $v$ , cannot be a stem in  $S$ . For  $w$  to be a stem, its other child must be a leaf in  $L$ . In the serial order of leaves this leaf-child of  $w$  is next to a leaf of  $L$ , and therefore cannot be in  $L$ ! Other cases are similar.

The main step of the tree contraction algorithm follows:

**Step 2** Pick  $L$ , the subset of the leaves consisting of the odd-numbered leaves of the binary tree, and let  $S$  be the set of their stems. Let  $S_1$  be the subset of those stems in  $S$  whose parent is not in  $S$  and let  $L_1$  be the subset of  $L$  whose stems are in  $S_1$ .

**Step 2.1** Apply parallel rakes to all leaves in  $L_1$ , with the exception of a leaf whose parent is the root.

**Step 2.2** Apply parallel rakes to all leaves in  $L - L_1$ , with the exception of a leaf whose parent is the root.

We iterate Step 2 until a 3-node binary tree is reached.

We note the following.

It is easy to get a renumbering of the leaves after discarding the leaves of  $L$  in a round of Step 2 in  $O(1)$  time (divide each even serial number of a leaf by 2). Each parallel rake is legal because of Observation 3.

**Complexity** Step 2 is iterated takes  $\log n$  rounds, and since each leaf is not raked more than once, this takes a total of  $O(n)$  operations and  $O(\log n)$  time.

Note that the repeated selection of set  $L$  somewhat resembles the parallel delete algorithm for 2-3 trees.

We bring one application of parallel tree contraction.

### 10.1. Evaluating an arithmetic expression

Consider an arithmetic expression which include only two kinds of operations: addition (+) and multiplication ( $\times$ ). The expression can be represented by a binary tree.

*Example.* A binary tree for the expression  $(q \times (r + (s \times t))) \times p$  is given in Figure 33.

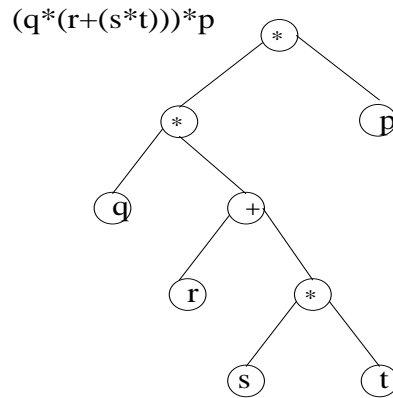


Figure 33: An arithmetic expression and its binary tree

We attach a quadruple of numbers  $(a, b, c, d)$  to each internal node of the tree to mean the following. Let the operator of the internal node be  $\phi$  (where  $\phi$  is either + or  $\times$ ), and assume that the value of the left child is  $\alpha$  and the value of the right child is  $\beta$ . Then, the value of the node is  $(a \times \alpha + b)\phi(c \times \beta + d)$ . Initially, all quadruples are  $(1, 0, 1, 0)$ .

**Exercise 32:** (1) Show that if prior to a rake operation, a quadruple of numbers per internal node represents an arithmetic expression, then the same applies after the rake operation. (Hint: Figure 34. describes one possible way in which a quadruple is updated following a rake operation; recall that the value of a leaf is constant.) (2) Show that this extends to a parallel rake of non-successive leaves, as well.

**Complexity.** The tree contraction paradigm runs in  $O(\log n)$  time and  $O(n)$  work for a binary tree with  $n$  leaves and so does the above application for the evaluation of an arithmetic expression.

**Exercise 33:** Fill in the details to prove the complexity result above.

**Exercise 34:** A vertex cover of a graph is a subset of the vertices such that at least one endpoint of each edge of the graph is incident on a vertex in the subset. The vertex cover problem is to find a vertex cover whose cardinality is the smallest possible. Give an efficient parallel algorithm which solves the vertex cover problem for a general tree. What is the time and work complexity of your algorithm?



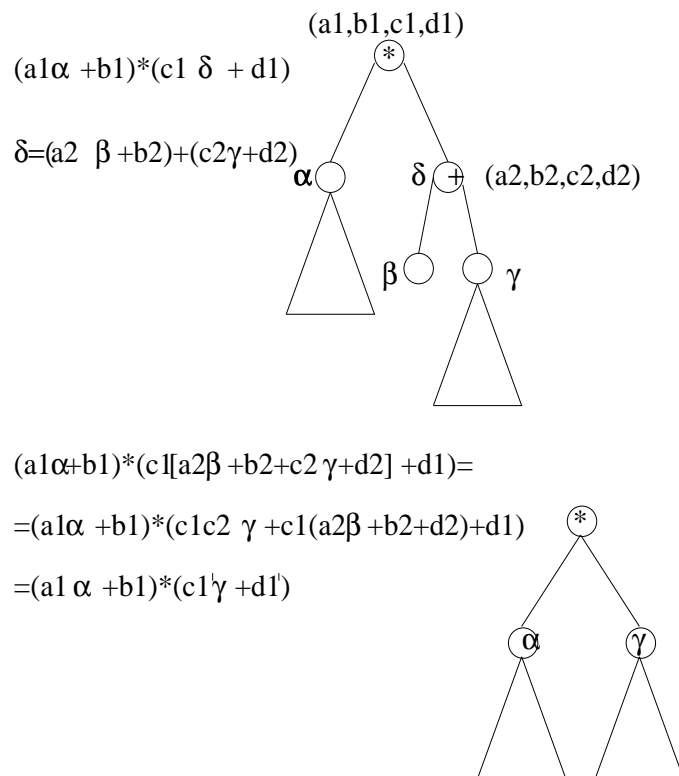


Figure 34: A rake operation on a tree of an arithmetic expression

## 11. Graph connectivity

Generally, the material and exercises in this section are more difficult than in previous sections. Our problem is to compute the connected components of a graph  $G = (V, E)$ , where  $V = \{1, \dots, n\}$  and  $|E| = m$ .

**Input forms** We will consider two alternative input forms. They are based on standard input forms for serial algorithms. See also Figure 35.

(i) *Incidence lists.* The edges are given in a vector of length  $2m$ . The vector contains first all the edges incident on vertex 1, then all the edges incident on vertex 2, and so on. Each edge appears twice in this vector. We also assume that each occurrence of an edge  $(i, j)$  has a pointer to its other occurrence  $(j, i)$ . This last assumption may be not as standard for serial algorithms.

(i) *Adjacency matrix.* An adjacency matrix  $A$  is an  $n$  by  $n$  matrix where  $A(i, j) = 1$  if  $(i, j) \in E$ , and  $A(i, j) = 0$  otherwise.

The incidence list representation has the advantage of using only  $O(n + m)$  space, but processing a query of the form “are vertices  $i$  and  $j$  connected by an edge in  $G$ ?” may need more than constant time; this holds true even if the edges incident on a certain vertex appear in sorted order of its other endpoint. While an adjacency matrix enables

constant-time processing of such a query, the space requirement is proportional to  $n^2$ .

For describing the output form, we need the following definition: a *rooted star* is a rooted tree in which the path from each vertex to the root comprises (at most) one edge.

**Output form** The vertices of each connected component comprise a rooted star. As a result, a single processor can answer a query of the form “do vertices  $v$  and  $w$  belong to the same connected component?” in constant time. See Figure 35.

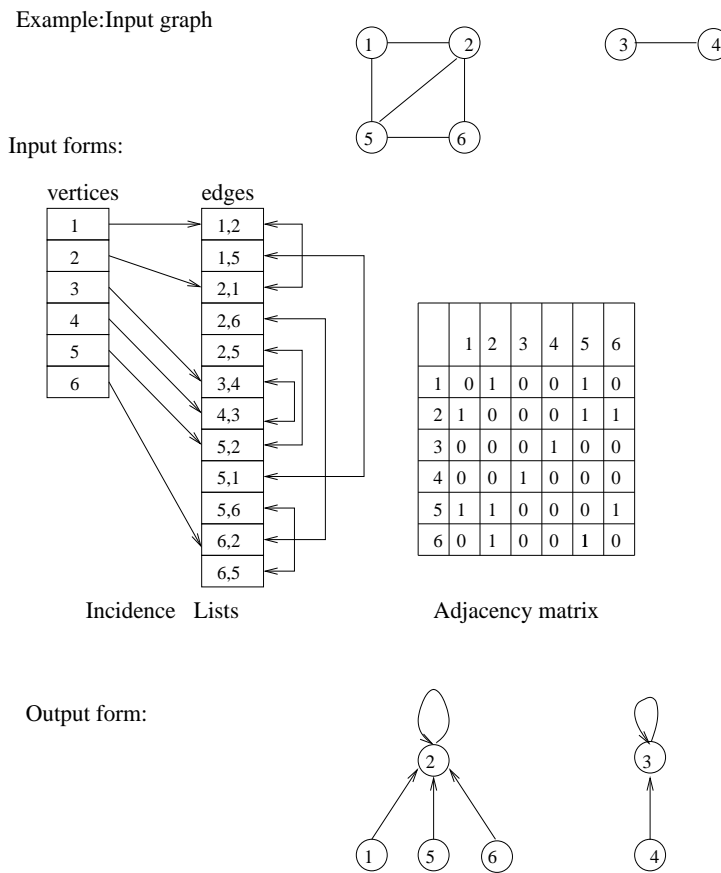


Figure 35: Two input forms and an output form for connectivity algorithms

**Exercise 35:** An alternative output form requires that the number of vertices in each connected component is given and that all the vertices that belong to the same component are grouped together in a separate list. Give an efficient parallel algorithm for deriving this alternative output form from the above output form. What is the time and work complexity of your algorithm.

**Parallelism from standard serial algorithms** The following two exercises show that non-negligible parallelism can be extracted from two standard search methods. We later proceed to considerably faster parallel graph algorithms.

**Exercise 36:** (*Breadth-first search in parallel*) Given a connected undirected graph  $G(V, E)$ , and some node  $v \in V$  the breadth-first search (BFS) method visits its vertices in the following order. First visit  $v$ , then visit (in some order) all the vertices  $u \in V$ , where the edge  $(u, v)$  is in  $E$ ; denote these vertices by  $V_1$ , and the singleton set consisting of  $v$  by  $V_0$ ; in general,  $V_i$  is the subset of vertices of  $V$  which are adjacent on a vertex in  $V_{i-1}$  and have not been visited before (i.e., they are not in any of the sets  $V_0, V_1, \dots, V_{i-1}$ ). Each set  $V_i$  is called a *layer* of  $G$  and let  $h$  denote the number of layers in  $G$ . Serially BFS takes  $O(n + m)$  (linear) time, where the input is represented by incidence lists. Show how to run BFS on a PRAM in  $O(h \log n)$  time and  $O(n + m)$  work.

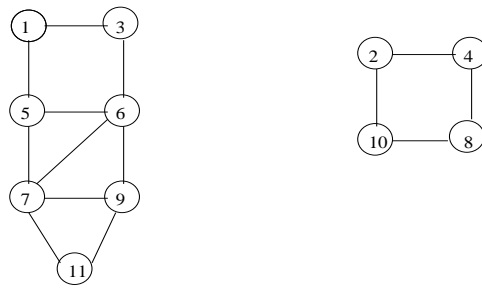
**Exercise 37:** (*Depth-first search in parallel*) Given a connected undirected graph  $G(V, E)$ , and some node  $v \in V$  the depth-first search (DFS) method visits its vertices in the following recursive order. For some vertex  $u$ , performing  $DFS(u)$  consists of the following: if vertex  $u$  was visited before then call  $DFS(u)$  ends; otherwise, visit vertex  $u$  and then call  $DFS(w)$  in sequence for every vertex  $w$  that is adjacent on  $u$ . Depth-first search begins by calling  $DFS(v)$ . Show how to run DFS on a PRAM in  $O(n)$  time and  $O(n + m)$  work. (*Hint.* When DFS enters a vertex  $u$  for the first time, cancel all edges connecting another vertex to  $v$ , so that all remaining directed copies of edges always lead to yet unvisited vertices.)

## Preview

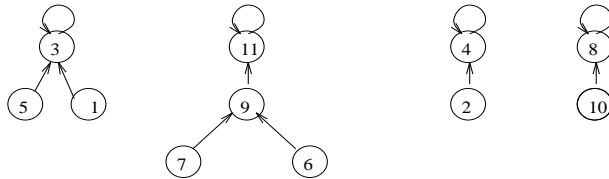
We present two connectivity algorithms. The following definitions are used in both algorithms, and illustrated in figures 36 through 40.

- *Pointer graph.* At each step during the algorithms each vertex  $v$  has a pointer field  $D$  through which it points to another vertex or to itself. One can regard the directed edge  $(v, D(v))$  as a directed edge in an auxiliary graph, called **pointer graph**, with one exception: edges of the form  $(v, D(v))$  where  $D(v) = v$  are not considered part of the pointer graph. Initially, for each vertex  $v$ ,  $D(v) = v$ ; and the pointer graph consists of all vertices, but no edges. The pointer graph keeps changing during the course of the algorithms. Throughout each of the connectivity algorithms the pointer graph consists of rooted trees. At the end, the pointer graph gives the output.
- *Supervertices.* We refer to the set of vertices comprising a tree in the pointer graph as a **supervertex**. Sometimes, we identify a supervertex with the root of its tree. No confusion will arise.

Input graph:



Possible pointer graph:



Supervertices  
and supervertex  
graph

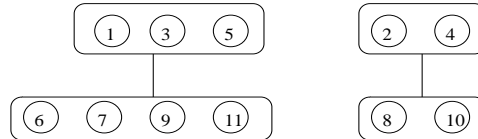


Figure 36: Definitions for the connectivity algorithms

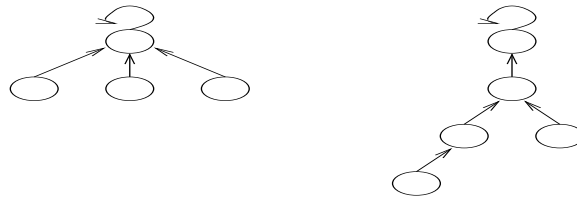


Figure 37: Before hooking

- *The supervertex graph.* The algorithms also use the following graph. Each edge  $(u, v)$  in the input graph induces an edge connecting the supervertex containing  $u$  with the supervertex containing  $v$ . The graph whose vertices are the supervertices and whose edges are these induced edges is called the **supervertex graph**. At the end of each of the connectivity algorithms, the vertices of each connected component form a rooted star in the pointer graph, or a supervertex with no adjacent edges in the supervertex graph.
- *Hookings.* As the algorithms proceed, the number of trees (supervertices) decreases. This is caused by (possibly simultaneous) **hooking** operations. In each hooking a root  $r$  of a star is “hooked” onto a vertex  $v$  of another tree (that is,  $D(r) := v$ ). Simultaneous hookings are performed in the connectivity algorithms in such a way

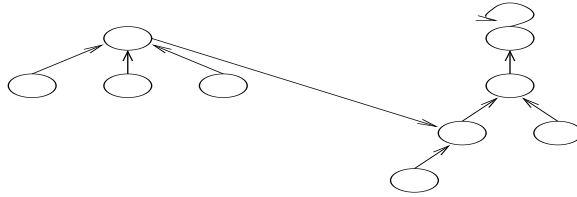


Figure 38: After hooking

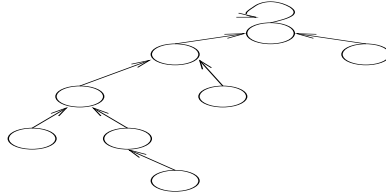


Figure 39: Before parallel pointer jumping

that no cycles are introduced into the pointer graph.

- *Parallel pointer jumping.* The trees are also subject to a parallel **pointer jumping** operation. That is,
  - for** every vertex  $v$  of the tree **pardo**
  - **if**  $D(D(v))$  is some vertex (as opposed to no vertex)
  - **then**  $D(v) := D(D(v))$

Parallel pointer jumping (approximately) halves the height of a tree. Parallel pointer jumping does not introduce cycles into the pointer graph, as can be readily verified.

### 11.1. A first connectivity algorithm

#### Overview of the first connectivity algorithm

The algorithm works in iterations. Upon starting an iteration, each supervertex is represented by a rooted star in the pointer graph. An iteration has two steps:

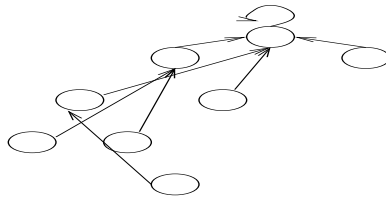


Figure 40: After parallel pointer jumping

1. *hookings*; Each root hooks itself onto a minimal root (i.e., a root whose number is smallest) among the roots adjacent to it in the supervertex graph. In case two roots are hooked on one another, we cancel the hooking of the smaller (numbered) root. As a result several rooted stars form a rooted tree, whose root is the root of one of these original rooted stars. If a root does not have an adjacent root, then the rooted star together with all its vertices *quit* the algorithm, since they form a complete connected component.
2. *parallel pointer jumping*; To transform every rooted tree into a rooted star, an iteration finishes with  $\log n$  rounds of parallel pointer jumping.

The algorithm ends if all its vertices quit, or proceeds into the next iteration otherwise. By Theorem 11.2, there are at most  $\log n$  iterations. An example is depicted in figures 41, and 42.

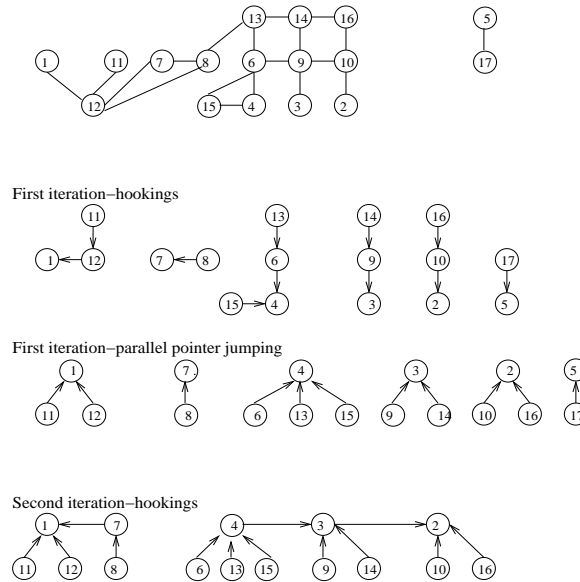


Figure 41: First connectivity algorithm: input and few first rounds

**Theorem 11.1:** *The pointer graph always consists of rooted trees.*

**Proof** This trivially holds at the beginning of the algorithm. Inductively, a round of parallel pointer jumpings does not introduce cycles into the pointer graph. We show that a round of hookings does not introduce cycles into the pointer graph either. Consider the stars prior to a round of hookings, and let  $r$  be the root of such star. Assume first that after the hooking round  $r = (D(r))$ , namely  $r$  is (still) a root, or  $D(r) =$

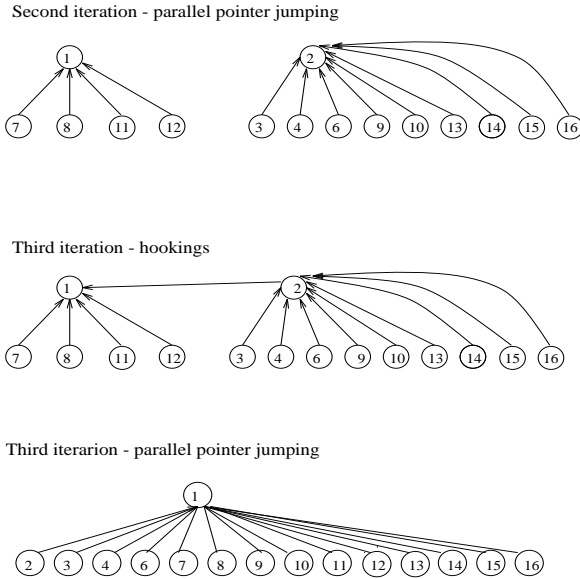


Figure 42: First connectivity algorithm continued

$D(D(r))$ , namely  $D(r)$  is a root, then  $r$  cannot be on a cycle. Otherwise, we claim that  $D^2(r) = D(D(r)) < r$  (in words,  $D^2$  is *monotonically decreasing*). To see this, observe that root  $D(r)$  selected to hook itself on root  $D^2(r)$ , since it was the smallest among its adjacent roots in the supervertex graph. Therefore  $D^2(r) \leq r$ . This implies that  $D^2(r) < r$ , since if  $D^2(r) = r$  we would have canceled either  $D(r)$  or  $D^2(r)$  (depending on whether  $r$  or  $D(r)$  is smaller), contradicting that neither  $r = D(r)$  nor  $D(r) = D(D(r))$ . Consider the path which starts at a root  $r$  and keeps advancing from a vertex  $v$  to vertex  $D^2(v)$ . Since the only way to avoid an infinite  $D^2$  sequence which is monotonically decreasing is by reaching a node  $v$ , where  $D^2(v) = v$ . It is easy to see that  $D(v) = v$  and conclude that  $r$  was not on a cycle.

**Theorem 11.2:** *Following at most  $\log n$  iterations, all vertices of the graphs are contained in rooted stars that quit. Also, each connected component of the input graph  $G$  is represented by a single rooted star.*

**Proof** Consider a connected component in  $G$ . We focus on some iteration of the algorithm. If the number of supervertices in the component is at least two at the beginning of the iteration, then this number decreases by a factor of at least two in the iteration. The reason being that in the round of hookings, each rooted star is either hooked on another rooted star in its connected component, or being hooked upon by such rooted star. If all vertices of the component already form a single supervertex, then the rooted star quits along with all its vertices. The theorem follows.

**11.1.1. Detailed description** The algorithm as presented has at most  $\log n$  iterations each taking  $O(\log n)$  time or a total of  $O(\log^2 n)$  time. This is the target time complexity of our detailed description. We will assume that the edges are given in an adjacency matrix, denoted  $A$ . This will make it easier for us to state some of the exercises later.

- ```

while there exists a vertex which did not quit do
  for every root  $v$  pardo
1.   if  $A(u_1, v_1) = 0$  for every vertex  $u_1$  whose root is not  $v$  and every vertex
       $v_1$  whose root is  $v$ 
2.   then root  $v$  quits
3.   else  $D(v) := \text{Min}\{D(u_1) : A(u_1, v_1) = 1, D(v_1) = v; D(u_1) \neq v\}$ ;
4.   if  $v = D(D(v))$ 
5.   then  $D(v) := v$  if  $v < D(v)$ 
6.   In  $\log n$  iterations of parallel pointer jumping reduce each rooted tree
      to a rooted star; as a result  $D(v)$  has the root of the current star of  $v$ 
7.   Use sorting to group together all vertices  $v$ , such that  $D(v)$  is the same

```

Instruction 3 is implemented in two steps as follows:

3.1. For every vertex  $w$  separately, we find  $\text{Min}\{D(u) : A(u, w) = 1, D(u) \neq D(w)\}$ , by an algorithm for finding the minimum among  $n$  elements.

This takes  $O(n)$  work and  $O(\log n)$  time using a variant of the (balanced binary tree) summation algorithm, and a total of  $O(n^2)$  work and  $O(\log n)$  time over all vertices  $w$ .

3.2. Since all vertices with the same  $D(w)$  are grouped together, another application of the algorithm for finding the minimum for “segmented” subarrays, as per Exercise 4, finishes computing  $D(v)$  for every root  $v$ , in additional  $O(n)$  work and  $O(\log n)$  time.

Instruction 7 needs sorting  $n$  integers and can be done in  $O(\log n)$  time and  $O(n \log n)$  work, using a general parallel sorting algorithm. However, since the integers are in the range  $[1 \dots n]$ , an alternative algorithm which uses “orthogonal trees” and was described in the integer sorting section would also work.

**Theorem 11.3:** *The first connectivity algorithm runs in  $O(\log^2 n)$  time and  $O(n^2 \log n)$  work using an adjacency matrix input representation on a CREW PRAM. Using incidence lists, it takes  $O(\log^2 n)$  time and  $O(n \log^2 n + m \log n)$  work.*

**Proof** The algorithm needs at most  $\log n$  iterations each taking  $O(\log n)$  time or a total of  $O(\log^2 n)$  time. The work for an adjacency matrix representation is explained above. For incidence lists use  $O(n + m)$  operations in each round of Step 3, for a total of  $O((n + m) \log n)$  operations. In the other steps use a processor per vertex, for a total of  $n$  processors, and  $O(n \log^2 n)$  operations. The theorem follows.

**Exercise 38:** *Consider the following revision to an iteration of the above parallel connected components algorithm. Instead of hooking the root  $r$  of a star on the smallest*



adjacent star, this hooking is performed only if the root of the smallest adjacent star is also numbered lower than  $r$ .

- (1) Show that  $\Omega(\log n)$  iterations are necessary (in the worst case).
- (2) How many iterations are sufficient? note that the root of a star may neither be hooked nor be hooked upon in a given iteration.

**Exercise 39:** The goal of this exercise is to enhance the above adjacency matrix representation algorithm into using only  $O(n^2)$  work within the same  $O(\log^2 n)$  time bound on a CRCW. In order to facilitate the reduction in the number of operations the algorithm begins, as before, with the original adjacency matrix  $A_0 = A$  whose size is  $n \times n$ ; but then after one iteration advances to  $A_1$ , the adjacency matrix of the supervertex graph, whose size is at most  $n/2 \times n/2$ , and so on; this enables the operation count to decrease geometrically. Below is a draft for such an algorithm. Fill in the missing steps, and prove that the required work and time complexity bounds indeed hold.

```

1.  $n_0 := n; k := 0$ 
- for all  $i, j, 1 \leq i, j \leq n$  pardo
-    $A_0(i, j) := A(i, j)$ 
2. while  $n_k > 0$  do
-    $k := k + 1$ 
-   for every root  $v$  pardo
-     if  $A_{k-1}(u, v) = 0$  for every other root  $u$ 
-     then root  $v$  quits
-     else  $D(v) := \text{Min}\{u : A_{k-1}(u, v) = 1, u \neq v\}$ ;
-     if  $v := D(D(v))$ 
-     then  $D(v) := v$  if  $v < D(v)$ 
-     In  $\log n$  iterations of parallel pointer jumping reduce each rooted tree
-     to a rooted star; as a result  $D(v)$  has the root of the current star of  $v$ 
-     Using parallel compaction compute  $n_k$ , the number of current roots, and for each
-     current root  $v$ , compute  $N_k(v)$ , its serial number relative to the other current roots
-     for every  $u, v$  that were roots at the beginning of this iteration pardo
-      $A_k(N_k(D(u)), N_k(D(v))) := A_{k-1}(u, v)$ 

```

*Comment* The following things may happen to a vertex in iteration  $i$ : (1) it may quit if it represents a connected component in the input graph; (2) it may be “absorbed” into a supervertex, represented by another vertex; (3) it may be the “representative” of its new supervertex, and then it will appear renumbered as implied by the parallel compaction algorithm. The draft of the algorithm above also suppresses the issue of how each vertex in the input graph (that might have been first renumbered and then quitted) will eventually find the connected component to which it belongs. The reader should be guided by the above draft in filling in the details.

**Exercise 40:** Proceed to this exercise only after solving Exercise 39. Get an alternative connectivity algorithm which runs also in  $O(n^2)$  work and  $O(\log^2 n)$  time but on a CREW. Suggested approach: Use sorting to group together all vertices which belong to the same rooted star. This will enable deriving  $A_k$  from  $A_{k-1}$  without concurrent writes within the performance bounds of the whole iteration.

## 11.2. A second connectivity algorithm

The first connectivity algorithm repeatedly applies one round of hooking followed by  $\log n$  rounds of parallel pointer jumping. The hooking round may produce one, or more, rooted trees whose leaves are all relatively close to the root. Such a tree will collapse to a rooted star after only a few rounds of parallel pointer jumping. Once a tree has collapsed, rounds of parallel pointer jumping do not change it and are redundant. The second connectivity algorithm obtains its improved running time by incorporating another round of hookings for those rooted trees in the pointer graph that recently collapsed into rooted stars.

### Overview of the second connectivity algorithm

The second algorithm also works in  $O(\log n)$  iterations. Unlike the first algorithm: (a) An iteration takes constant time, and (b) The pointer graph at the beginning of an iteration is a collection of rooted trees (which may not be stars). An iteration consists of the following steps.

1. *Probe quitting*; each rooted star whose supervertex is not adjacent to any other supervertex quits.
2. *Hooking on smaller*; each rooted star is hooked onto a smaller vertex based on an edge connecting a vertex of its supervertex to a vertex of another supervertex (if such vertex exists); a vertex which is being hooked upon is never a leaf (where a vertex  $v$  is a *leaf* in the pointer graph if no other vertex points to  $v$ ; namely there is no vertex  $u$  such that  $D(u) = v$ ).
3. *Hooking non-hooked-upon*; every rooted star, which was not hooked upon in step (2), is hooked based on an edge connecting a vertex of its supervertex to a vertex of another supervertex; again, a vertex which is being hooked upon is never a leaf.
4. *Parallel pointer jumping*; an iteration finishes with one round of parallel pointer jumping.

**Remarks:** (i) Think why in Step (3) a vertex of another supervertex (based on which hooking to that supervertex is done) must exist. (ii) The fact that Step (3) refers to (present) rooted stars excludes rooted stars that were hooked on others in Step (2).

A few missing details in the above description of the algorithm are added later.

**Theorem 11.4:** *The pointer graph always consists of rooted trees.*

**Proof** We prove the theorem by showing that the pointers graph can never contain a cycle. We define an “invariant” and Claim 1 establishes that the invariant holds (almost) throughout the algorithm.

- *Invariant:* For every vertex which is not a leaf in the pointer graph  $D(v) \leq v$ .

For proving Theorem 11.4 we first show the following.

**Claim 1** The invariant holds after steps 1,2, and 4 of every iteration.

**Proof of Claim 1** By induction on the steps (over iterations). Initially, each vertex forms a singleton rooted star and the invariant holds. If the invariant holds prior to Step 1 then it trivially holds after Step 1. Suppose that the invariant holds prior to Step 2. Changes introduced into the pointer graph in Step 2, may cause some vertices that were roots to point towards a lower numbered vertex. That is, if  $D(v)$  changes in Step 2 then following Step 2  $D(v) < v$ , and the invariant still holds. Suppose that the invariant holds prior to Step 3. We show that the invariant will hold true again following Step 4. In Step 3 the root  $r$  of a star may be hooked onto a vertex  $v$  (i.e.,  $D(r) = r$  changes into  $D(r) = v$ ), where  $v > r$ , and the invariant may not hold; however, this will be rectified soon, as explained next.

**Claim 2.** All the vertices that point to such root  $r$  following Step 3 are leaves (formally, if  $D(u) = r$  then  $u$  is a leaf) in the pointer graph.

We first show that Claim 1 follows from Claim 2 and then prove Claim 2. Consider a leaf  $u$  such that  $D(u) = r$ . The parallel pointer jumping in Step 4 advances all pointers of such leaves into  $D(u) = v$ , and since vertex  $r$  becomes a leaf, the invariant holds again.

**Proof of Claim 2.** We claim that such a root  $r$  or any of the leaves which point to it, cannot be hooked upon in Step 3. To see this recall that Step 3 applies only to rooted stars that were not hooked upon in Step 2. Consider two such rooted stars (with roots  $r_1$  and  $r_2$ , where  $r_1 < r_2$ ) and their respective two supervertices. The two supervertices cannot be adjacent, since if they were then root  $r_2$  should have been hooked in Step 2 (either on  $r_1$  or on another vertex).

**Proof of Theorem 11.4.** Whenever the invariant holds true, the pointer graph consists of rooted trees. To see this, start a path in the pointers graph from any vertex which is not a leaf. The path advances through monotonically decreasing vertices (or vertex numbers) till it hits a tree root, and therefore no such vertex can be on a cycle. So, Claim 1 implies that Theorem 11.4 holds after steps 1,2, and 4 of every iteration. Claim 2 implies that Theorem 11.4 holds after step 3 of every iteration, as well.

**Theorem 11.5:** *The algorithm terminates within  $O(\log n)$  iterations, and when it does each connected component of the input graph  $G$  is represented by a single rooted star.*

**Proof** We show that the algorithm terminates within  $O(\log n)$  iterations. Given a rooted tree  $T$ , we define its *height*,  $h(T)$ , to be the number of edges in the longest path from a leaf to the root; however, if  $T$  consists of a single vertex then we define  $h(T) = 1$ . Suppose we are immediately after Step 1 of some iteration. Let  $T_1, T_2, \dots, T_\alpha$  be all the rooted trees in the pointer graph of some connected component of the graph. In case  $\alpha = 1$  and  $T_1$  is a rooted star then it should have quitted in Step 1. Henceforth, we assume that we are not in this case. Let  $H = h(T_1) + h(T_2) + \dots + h(T_\alpha)$  be the total height of the trees. Let  $S_1, S_2, \dots, S_\beta$  be the rooted trees, of the same connected component following (Step 4 of) the same iteration, and denote their total height by  $\bar{H} (= h(S_1) + h(S_2) + \dots + h(S_\beta))$ .

**Claim 3**  $\bar{H} \leq 2H/3$ .

Before proving Claim 3, we note that it readily implies that the algorithm terminates within  $O(\log n)$  iterations, and this part of Theorem 11.5 follows.

**Proof of Claim 3** Assume without loss of generality that the hookings in steps 2 and 3 form a single tree  $Q$  out of trees  $T_1, T_2, \dots, T_k$  and following the parallel pointer jumping  $Q$  becomes  $S_1$ . Claim 3 follows from the following three observations:

- (1)  $2 \leq h(T_1) + h(T_2) + \dots + h(T_k)$ .
- (2)  $h(Q) \leq h(T_1) + h(T_2) + \dots + h(T_k)$ . To see this, note that a root can be hooked on a leaf only if the leaf is itself a singleton rooted star.
- (3)  $h(S_1) \leq 2h(Q)/3$  if  $h(Q) \geq 2$ .

The proof that, when the algorithm terminates, each connected component is represented by a single rooted star is left to the reader.

Step 3 is crucial for obtaining the logarithmic running time. To see this, consider modifying the second connectivity by omitting Step 3. Figure 43. gives an example for which the modified algorithm takes  $n - 1$  iterations. After one iteration vertex  $n$  points at vertex 1 and the other vertices form singleton trees in the pointer graph. After iteration  $i$  vertices  $n - i + 1, n - i + 2, \dots, n - 1$  and  $n$  points at vertex  $n - i$ , while the other vertices still form singleton trees.

**Lower-level description details** There are two processors standing by each edge  $(u, v)$  of the graph, one considers the edges for (possible hooking of) vertex  $u$  and the other for (possible hooking of) vertex  $v$ . In addition, there is a processor standing by each vertex for a total of  $n + 2m$  processors. The model of computation is an Arbitrary CRCW PRAM. For Step 1 we do the following to determine which tree roots do not quit (see also Exercise 41):

- 1.1 **for** each edge-processor **pardo**
  - (focus on the processor of edge  $(u, v)$  for vertex  $u$ )
  - **if**  $D(u) \neq D(v)$
  - **then** mark  $D(u)$  for not quitting in the current iteration
- 1.2 **for** each root of a tree **pardo**
  - **if** it is not the root of a star (see Exercise 41)
  - **then** mark the root for not quitting in the current iteration

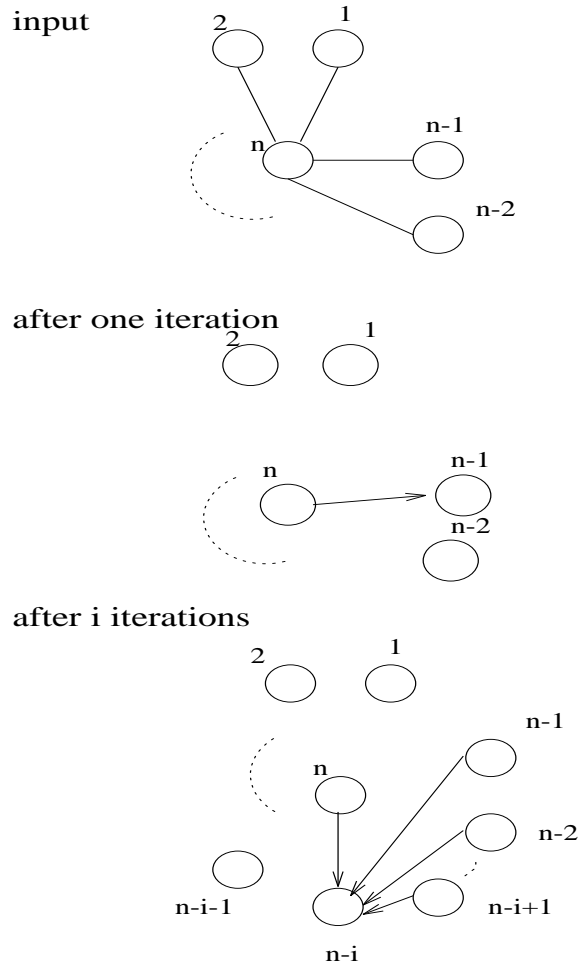


Figure 43: An example where Step 3 is omitted in the second connectivity algorithm

- quit unless marked not to
- For Step 2 we do the following:
- for** each edge-processor **pardo**
- (focus on the processor of edge  $(u, v)$  for vertex  $u$ )
  - **if**  $D(u)$  is the root of a star and  $D(v) < D(u)$
  - **then**  $D(D(u)) := D(v)$

The above instruction may result in concurrent write and is resolved using the Arbitrary CRCW convention. Step 3 is similar to Step 2 and Step 4 is similar its counterpart in the first connectivity algorithm.

- Exercise 41:** 1. Explain why Step 1.1 takes  $O(1)$  time and  $O(m)$  work (on a common CRCW).
2. Show how to find all vertices which are roots of stars (for Step 1.2) in  $O(1)$  time and  $O(n)$  work (on a common CRCW).

3. Explain why the lower-level description of Step 1 marks a root for quitting if and only if it is the root of a star whose supervertex is a whole connected component.

**Complexity** Each iteration takes  $O(1)$  time. The algorithm runs in  $O(\log n)$  time and  $O((n + m) \log n)$  work on an Arbitrary CRCW. The algorithm does not achieve optimal speed up.

**Exercise 42:** Consider a slight enhancement of the second connectivity algorithm as follows. Change Step 2 so that roots of trees (and not only stars), are hooked, but maintain the rule that they can be hooked only on smaller vertices. Show that the algorithm is still correct and that the same complexity analysis carries through.

### 11.3. Minimum spanning forest

Let  $G(V, E)$  be an undirected graph. Each edge  $e \in E$  has a **weight**  $w(e)$  which can be any real number, and assume (without loss of generality, as explained below) that all edge weights are pairwise different. If  $G$  is connected then a **spanning tree** of  $G$  is a tree  $G(V, \bar{E})$  where the set  $\bar{E}$  is a subset of  $E$ . For a general graph  $G$ , a **spanning forest** of  $G$  is a collection of one spanning tree for each connected component of  $G$ . The weight of a spanning forest is the sum of the weights of its edges. A **minimum spanning forest (MSF)** of a graph  $G$  is a spanning forest of  $G$  whose weight is minimum.

(*Comment:* There is no loss of generality in assuming that edge weights are pairwise different since if instead of  $w(e)$  we can define the weight of edge  $e = (u, v)$  to be the triple  $(w(e), \max(u, v), \min(u, v))$  and then apply a lexicographic order to these triples.)

**Exercise 43:** 1. Show how to derive a (not necessarily minimal) spanning forest algorithm from the first connectivity algorithm (with the same time and work complexity).  
2. Show how to derive a spanning forest algorithm from the second connectivity algorithm (with the same time and work complexity).

All known efficient algorithms for the MSF problem appear to be based on the following theorem.

**Theorem 11.6: The MSF Theorem** Let  $G(V, E)$  be a weighted graph, as above, and let  $U$  and  $V - U$  be two non-empty subset of  $V$ . Consider the set  $H$  of all edges with one endpoint in  $U$  and the other in  $V - U$ ,  $H = \{(u, v); u \in U \text{ and } v \in V - U\}$ . Suppose that this set of edges is not empty and let  $e$  be the edge of minimum weight in the set. Then  $e$  is in the MSF of  $G$ .

**Proof** Let  $F$  be an MSF of  $G$  and assume in contradiction that  $e = (u, v)$  is not in  $F$ . Since  $F$  is an MSF there must be a simple (i.e., cycle free) path between  $u$  and  $v$  in  $F$ . This path must contain an edge  $f \in H$ . Now, replacing  $f$  by  $e$  gives another spanning forest of  $G$  whose weight is smaller than  $F$ , contradicting the possibility of not including  $e$  in  $F$ . The theorem follows.

We describe two MSF algorithms, one is an adaptation of the first connectivity algorithm and the other is an adaptation of the second.

For simplicity we will describe the MSF algorithms for the Priority CRCW. Exercise 45 mentions a possibility for relaxing this assumption. Our algorithms start with the following step.

**Step 1** Allocate a processor to each edge, as follows. Sort the edges of the graph by weight, and allocate to them processors so that the heavier the edge, the higher the serial numbers of the processor.

Given a set of edges, this enables picking the edge of minimum weight in the set in a single round, as follows: for each edge a write attempt into the same shared memory location is made; the Priority CRCW convention guarantees that the edge of smallest weight in the set is picked, since its processors has the smallest serial number.

**11.3.1. A first MSF algorithm** Each iteration consists of one round of hookings and  $\log n$  rounds of parallel pointer jumping. The hookings are going to be different than in the first connectivity algorithm. Each star root  $r$  finds the edge of minimum weight  $e = (u, v)$  among the edges that connect a vertex  $u$  in its own supervertex with a vertex  $v$  in another supervertex. Root  $r$  hooks itself onto the root of  $v$ ; in case two roots are hooked on one another, we cancel the hooking of the smaller (numbered) root. As a result several rooted stars form a rooted tree, whose root is the root of one of these rooted stars. If a root does not have an adjacent root, then the rooted star together with all its vertices *quit* the algorithm, since they form a complete connected component. The parallel pointer jumpings are as in the first connectivity algorithm.

The algorithm indeed finds an MSF based on the MSF Theorem.

**Exercise 44:** *Prove that the pointer graph never contains cycles.*

**Exercise 45:** 1. *As described, the algorithm sorts the edges in  $O(m \log n)$  work and  $O(\log n)$  time and then runs in  $O(\log^2 n)$  time and  $O(n \log^2 n + m \log n)$  work on a Priority CRCW. Fill in the details for achieving such a performance.*

2. *Get an MSF algorithm which runs in  $O(n^2)$  work and  $O(\log^2 n)$  time on a CREW. Suggested approach: The first connectivity algorithm was described for a CRCW model but then an exercise showed how to adapt it for an CREW with the same performance (of  $O(n^2)$  work and  $O(\log^2 n)$  time). Generalize these CREW version into an MSF algorithm. (Comment. Clearly, the above step for sorting the edges of the graph by weights will not be needed.)*

**11.3.2. A second MSF algorithm** Following the step in which all edge are sorted by increasing weight we apply the iterations of the second connectivity algorithm. Only the hookings steps (steps 2 and 3) change. Perhaps surprisingly they become simpler since there is only one hooking step. The hookings are similar to the first MSF algorithm. Each star root  $r$  finds the edge of minimum weight  $e = (u, v)$  among the edges that connect a vertex  $u$  in its own supervertex with a vertex  $v$  in another supervertex. Root  $r$  hooks itself onto  $D(v)$ ; in case two roots are hooked on one another, we cancel the hooking of the smaller (numbered) root.

The algorithm indeed finds an MSF based on the MSF Theorem.

**Exercise 46:** *Prove that the pointer graph never contains cycles.*

**Complexity**  $O(m \log n)$  work and  $O(\log n)$  time on a Priority CRCW.

**Exercise 47:** *A 2-coloring of an undirected graph  $G$  is an assignment of black or white to each vertex so that no two vertices with the same color share an edge of  $G$ .*

- (1) *Give an  $O(\log n)$  time,  $O(n)$  work parallel algorithm to 2-color an undirected tree  $T$ .*
- (2) *An undirected graph  $G$  is bipartite if the nodes can be partitioned into two sets  $A$  and  $B$ , so that there are no edges of  $G$  which are internal to  $A$  (i.e., both endpoint of the edge are in  $A$ ), or internal to  $B$ . Give an  $O(\log n)$  time,  $O((n + m) \log n)$  work parallel algorithm to determine whether a given undirected graph is bipartite. Explain why your algorithm is correct.*

## 12. Bibliographic Notes

Parallel algorithms have appeared in the literature since the late 1960's. Still, it is not clear which among the following a proper historical perspective should emphasize: (1) the first papers that present parallel algorithmics in various models of parallel computation, such as [KM68], [Bre74], [Win75], [Val75], [Arj75], [Hir76] and [Eck77]; or (2) the first papers that defined the PRAM model of computation from a complexity theoretic point of view, such as [Gol78] and [FW78]; or (3) later work which implies that all these papers are actually addressing the same issues. For instance, in response to a question in Valiant [Val75], [SV81] a suggested PRAM-style model of computation which permitted one of his comparison model algorithms (for finding the maximum among  $n$  elements; later [BH85] and [Kru83] showed that Valiant's merging comparison model algorithm is also a basis for a PRAM algorithm. In another paper [SV82b] observed that a scheduling principle which was proposed by Brent [Bre74] for his implicit and very weak algebraic model of computation can be used for an informal high-level description of a rather involved parallel algorithm, and led me towards the emphasis on the Informal Work-Depth model (see the section on the algorithm for the selection problem), as a "key to thinking in parallel", in these notes. (Interestingly, [MR89] led [CV88a] into pointing



out that even Brent’s original informal work-depth algorithm for the evaluation of an arithmetic expression can be recasted as a PRAM algorithm.) In a complexity theoretic setting, [Ruz81] states that alternating Turing machine are equivalent to bounded fan-in circuits and [SV84] describe another strong relationship between unbounded fan-in circuits and PRAMs.

Relating PRAM algorithms to machines began with Schwartz [Sch80], who dubbed as *Paracomputer* a theoretical model of parallel computation which is similar to the PRAM, as opposed to the *Ultracomputer*, which is a model of a machine. He suggested the Paracomputer for theoretical studies but apparently not as a programmer’s model. Gottlieb et al [GGK<sup>+</sup>83] and the position paper [Vis83b] suggested the PRAM as a programmer’s model for parallel computation; the former paper based the suggestion on a second generation design outline of the New York University Ultracomputer, while the latter relied on two aspects: (1) the formal efficient emulatability of the PRAM on a fixed degree interconnection network, as was first established in [MV84] and [Vis84b]; and (2) the existing and potential wealth of PRAM algorithms. Enriching the PRAM model of parallel computation by stronger models was considered in [GGK<sup>+</sup>83] using the Fetch-and-Add construct, in Blleloch [Ble90] using a simpler Scan construct, and as a principle, in [Vis83a].

These notes complement the following literature: the book [JáJ92] which is aimed at a more advanced course, and includes much more material and the even more advanced edited book [Rei93]. A sequence of informative survey papers on the topic of parallel algorithms has appeared. This includes [EG88] and [KR90] to mention just a few. References to the “NC theory” are [Par87], a chapter in [JáJ92] and the chapter by R. Greenlaw in [Rei93].

Blleloch et al [BCH<sup>+</sup>93] describe a portable data-parallel language, called NESL, whose efficient implementation has been demonstrated on several parallel and serial machines.

The balanced binary tree parallel prefix-sums algorithm is based on [Sto75] and [LF80]. The simple merging-sorting algorithm is from [SV81]. Cole [Col88] gave a powerful sorting algorithm which runs in  $O(\log n)$  time and  $O(n \log n)$  operations; while we do not present his algorithm, we refer to it in several places in the text.

The parallel selection algorithm is based on [Vis87], whose main idea appeared in [BFP<sup>+</sup>72]. The presentation of the selection algorithm is used to demonstrate the “accelerating cascades technique” (as outlined in [CV86a]). The scheduling principle that came out of [Bre74] brought [SV82b] to propose the following methodology for describing parallel algorithms: (1) give an outline in a model similar to the informal work-depth (IWD) model; then try to (2) give a detailed description on a PRAM model. In these notes, we slightly refine this methodology by adding an intermediate step: (1.5) give a description on the work-depth (WD) model. The introduction section brings a formal emulation of the work-depth model by a PRAM (i.e., from Step 1.5 to Step 2), and the

section on the selection problem discusses informal work-depth presentation; that is after describing an algorithms as per Step 1 translate it, using ad-hoc methods, into a WD algorithm; this methodology of trying to recast an Informal Work-Depth description of a parallel algorithm as a Work-Depth one has turned out to be very successful, as many example demonstrate. General methods that replace these ad-hoc methods are given in [GMV91] and [Goo91], where processor allocation problems are solved.

The integer sorting algorithm is based on a comment in [CV86b]. The papers [BLM<sup>+</sup>91] and [ZB91] discuss implementation of several parallel sorting algorithms including this integer sorting one on several parallel machines. A randomized logarithmic time integer sorting algorithm, which runs in optimal work for a restricted range of integers, appeared in [RR89].

The 2-3-tree algorithm is based on [PVW83]; randomized parallel algorithm which support search, insert and delete operations, using optimal work were given in [DM89], and [GMV91].

The algorithm for finding the maximum among  $n$  elements is from [SV81] which is based on Valiant's parallel comparison model algorithm [Val75]. Doubly logarithmic trees and their role for parallel algorithms is discussed in [BSV93]. The randomized algorithm is related to [Rei81]. Exercise 19 is actually related to a much earlier paper [Hoa61]

The Euler tour technique is from [TV85]. The standard list ranking algorithm is from [Wyl79]. The randomized one is based on [Vis84c]. The right tail theorem is from [CLR90]. The deterministic coin tossing (DCT) technique and the deterministic list ranking algorithm are based on [CV86b]. The variant of DCT used is similar to [GPS87], from which we took also Exercise 28. Alternative list ranking algorithms were given in: [AM88], [CV88b] and [CV89].

Tree contraction as a paradigm, appeared in [MR89]. The algorithm given is similar to [ADKP89], and [KD88].

The first parallel graph connectivity algorithm is based on [HCS79] and the second is based on [SV82a], using a variant of [AS87]. Exercise 40 is from [CLC82] and Exercise 39 is from [Vis84a].

### 13. Acknowledgement

Anat Bremler drew a first draft of most of the figures. This help is gratefully acknowledged.

### References

[ADKP89] K.N. Abrahamson, N. Dadoun, D.A. Kirkpatrick, and T. Przytycka. A simple parallel tree contraction algorithm. *J. Algorithms*, 10(2):287–302, 1989.

- [AM88] R.J. Anderson and G.L. Miller. Optimal parallel algorithms for list ranking. In *Proc. 3rd Aegean workshop on computing, Lecture Notes in Computer Science 319, 1988, Springer-Verlag*, pages 81–90, 1988.
- [Arj75] E.A. Arjomandi. *A Study of Parallelism in Graph Theory*. PhD thesis, PhD thesis, Dept. Computer Science, University of Toronto, 1975.
- [AS87] B. Awerbuch and Y. Shiloach. New connectivity and MSF algorithms for Ultracomputer and PRAM. *IEEE Trans. on Computers*, 36:1258–1263, 1987.
- [BCH<sup>+</sup>93] G.E. Blelloch, S. Chatterjee, J.C. Harwick, J. Sipelstein, and M. Zagha. Implementation of a portable nested data-parallel language. In *Proc. of the 4th ACM PPOPP*, pages 102–111, 1993.
- [BFP<sup>+</sup>72] M. Blum, R.W. Floyd, V.R. Pratt, R.L. Rivest, and R.E. Tarjan. Time bounds for selection. *J. Comp. Sys. Sci.*, 7(4):448–461, 1972.
- [BH85] A. Borodin and J.E. Hopcroft. Routing, merging, and sorting on parallel models of computation. *J. Computer and System Sciences*, 30:130–145, 1985.
- [Ble90] G.E. Blelloch. *Vector Models for Data-Parallel Computing*. MIT Press, 1990.
- [BLM<sup>+</sup>91] G.E. Blelloch, C.E. Leiserson, B.M. Maggs, C.G. Plaxton, S.J. Smith, and M. Zagha. A comparison of sorting algorithms for the connection machine cm-2. In *Proc. of the 3rd SPAA*, pages 3–16, 1991.
- [Bre74] R.P. Brent. The parallel evaluation of general arithmetic expressions. *J. Assoc. Comput. Mach.*, 21:302–206, 1974.
- [BSV93] O. Berkman, B. Schieber, and U. Vishkin. Optimal doubly logarithmic parallel algorithms based on finding all nearest smaller values. *Journal of Algorithms*, 14(3):344–370, 1993.
- [CLC82] F.Y. Chin, J. Lam, and I. Chen. Efficient parallel algorithms for some graph problems. *Comm. ACM*, 25(9):659–665, 1982.
- [CLR90] T.H. Cormen, C.E. Leiserson, and R.L. Rivest. *Introduction to Algorithms*. McGraw Hill, 1990. Second Printing.
- [Col88] R. Cole. Parallel merge sort. *SIAM J. Computing*, 17(4):770–785, 1988.
- [CS99] D.E. Culler and J.P. Singh. *Parallel Computer Architecture: A Hardware/Software Approach*. Morgan Kaufmann, San Francisco, CA, 1999.
- [CV86a] R. Cole and U. Vishkin. Deterministic coin tossing and accelerating cascades: micro and macro techniques for designing parallel algorithms. In *Proc. of the 18th Ann. ACM Symp. on Theory of Computing*, pages 206–219, 1986.

- [CV86b] R. Cole and U. Vishkin. Deterministic coin tossing with applications to optimal parallel list ranking. *Information and Control*, 70:32–53, 1986.
- [CV88a] R. Cole and U. Vishkin. The accelerated centroid decomposition technique for optimal parallel tree evaluation in logarithmic time. *Algorithmica*, 3:329–348, 1988.
- [CV88b] R. Cole and U. Vishkin. Approximate parallel scheduling. Part I: the basic technique with applications to optimal parallel list ranking in logarithmic time. *SIAM J. Comput.*, 17:128–142, 1988.
- [CV89] R. Cole and U. Vishkin. Faster optimal parallel prefix sums and list ranking. *Information and Computation*, 81:334–352, 1989.
- [DM89] M. Dietzfelbinger and F. Meyer auf der Heide. An optimal parallel dictionary. In *Proc. 1st ACM Symposium on Parallel Algorithms and Architectures*, pages 360–368, 1989.
- [Eck77] D. M. Eckstein. *Parallel Processing Using Depth-First Search and Breadth-First Search*. PhD thesis, Computer Science Department, University of Iowa, Iowa City, Iowa, 1977.
- [EG88] D. Eppstein and Z. Galil. Parallel algorithmic techniques for combinatorial computation. *Ann. Rev. Comput. Sci.*, 3:233–283, 1988.
- [FW78] S. Fortune and J. Wyllie. Parallelism in random access machines. In *Proceedings of the 10th Annual ACM Symposium on Theory of Computing*, pages 114–118, 1978.
- [GGK<sup>+</sup>83] A. Gottlieb, R. Grishman, C.P. Kruskal, K.P. McAuliffe, L. Rudolph, and M. Snir. The NYU Ultracomputer - designing an MIMD shared memory parallel machine. *IEEE Trans. on Comp*, C-32:175–189, 1983.
- [GMV91] Y. Gil, Y. Matias, and U. Vishkin. Towards a theory of nearly constant time parallel algorithms. In *Proc. of the 32nd IEEE Annual Symp. on Foundation of Computer Science*, pages 698–710, 1991.
- [Gol78] L. M. Goldschlager. A unified approach to models of synchronous parallel machines. In *Proceedings 10th Annual ACM Symposium on Theory of Computing*, pages 89–94, 1978.
- [Goo91] M.T. Goodrich. Using approximation algorithms to design parallel algorithms that may ignore processor allocation. In *Proc. of the 32nd IEEE Annual Symp. on Foundation of Computer Science*, pages 711–722, 1991.

- [GPS87] A. Goldberg, S. Plotkin, and G. Shannon. Parallel symmetry-breaking in sparse graphs. In *Proceedings 19th Annual ACM Symposium on Theory of Computing*, pages 315–324, 1987.
- [HCS79] D.S. Hirschberg, A.K. Chandra, and D.V. Sarwate. Computing connected components on parallel computers. *Comm. ACM*, 22,8:461–464, 1979.
- [Hir76] D.S. Hirschberg. Parallel algorithms for the transitive closure and the connected components problems. In *Proc. of the 8th Ann. ACM Symp. on Theory of Computing*, pages 55–57, 1976.
- [Hoa61] C.A.R. Hoare. Algorithm 63 (partition) and algorithm 65 (find). *Comm. ACM*, 4,7:666–677, 1961.
- [JáJ92] J. JáJá. *Introduction to Parallel Algorithms*. Addison-Wesley, Reading, MA, 1992.
- [KD88] S.R. Kosaraju and A.L. Delcher. Optimal parallel evaluation of tree-structured computations by ranking. In *Proc. of AWOC 88, Lecture Notes in Computer Science* No. 319, pages 101–110. Springer-Verlag, 1988.
- [KM68] R.M. Karp and W.L. Miranker. Parallel minimax search for a maximum. *J. of Combinatorial Theory*, 4:19–34, 1968.
- [KR90] R.M. Karp and V. Ramachandran. Parallel algorithms for shared-memory machines. In J. van Leeuwen, editor, *Handbook of Theoretical Computer Science, Volume A: Algorithms and Complexity*, pages 869–942. MIT Press, 1990.
- [Kru83] C.P. Kruskal. Searching, merging, and sorting in parallel computation. *IEEE Trans. on Comp*, C-32:942–946, 1983.
- [LF80] R.E. Ladner and M.J. Fischer. Parallel prefix computation. *J. Assoc. Comput. Mach.*, 27:831–838, 1980.
- [MR89] G.L. Miller and J.H. Reif. Parallel tree contraction part 1: fundamentals. *Advances in Computing Research*, 5:47–72, 1989.
- [MV84] K. Mehlhorn and U. Vishkin. Randomized and deterministic simulations of PRAMs by parallel machines with restricted granularity of parallel memories. *Acta Informatica*, 21:339–374, 1984.
- [Par87] I. Parberry. *Parallel Complexity Theory*. Pitman, London, 1987.
- [PVW83] W. Paul, U. Vishkin, and H. Wagener. Parallel dictionaries on 2-3 trees. In *Proc. of 10th ICALP, Springer LNCS 154*, pages 597–609, 1983.

- [Rei81] R. Reischuk. A fast probabilistic parallel sorting algorithm. In *Proc. of the 22nd IEEE Annual Symp. on Foundation of Computer Science*, pages 212–219, October 1981.
- [Rei93] J.H. Reif, editor. *Synthesis of Parallel Algorithms*. Morgan Kaufmann, San Mateo, California, 1993.
- [RR89] S. Rajasekaran and J.H. Reif. Optimal and sublogarithmic time randomized parallel sorting algorithms. *SIAM J. Comput.*, 18:594–607, 1989.
- [Ruz81] W.L. Ruzzo. On uniform circuit complexity. *JCSS*, 22:365–383, 1981.
- [Sch80] J. T. Schwartz. Ultracomputers. *ACM Transactions on Programming Languages and Systems*, 2(4):484–521, 1980.
- [Sto75] H.S. Stone. Parallel tridiagonal equation solvers. *ACM Tran. on Mathematical Software*, 1(4):289–307, 1975.
- [SV81] Y. Shiloach and U. Vishkin. Finding the maximum, merging, and sorting in a parallel computation model. *J. Algorithms*, 2:88–102, 1981.
- [SV82a] Y. Shiloach and U. Vishkin. An  $O(\log n)$  parallel connectivity algorithm. *J. Algorithms*, 3:57–67, 1982.
- [SV82b] Y. Shiloach and U. Vishkin. An  $o(n^2 \log n)$  parallel max-flow algorithm. *J. Algorithms*, 3:128–146, 1982.
- [SV84] L. Stockmeyer and U. Vishkin. Simulation of parallel random access machines by circuits. *SIAM J. Comput.*, 13:409–422, 1984.
- [TV85] R. E. Tarjan and U. Vishkin. Finding biconnected components and computing tree functions in logarithmic parallel time. *SIAM J. Computing*, 14:862–874, 1985.
- [Val75] L.G. Valiant. Parallelism in comparison problems. *SIAM J. Comput.*, 4:348–355, 1975.
- [Vis83a] U. Vishkin. On choice of a model of parallel computation. Technical Report TR 61, Dept. of Computer Science, Courant Institute, New York University, 1983.
- [Vis83b] U. Vishkin. Synchronous parallel computation - a survey. Technical Report TR 71, Dept. of Computer Science, Courant Institute, New York University, 1983. Also: Annual Paper Collection of “Datalogforeningen” (The Computer Science Association of Aarhus, Denmark), 1987, 76-89.

- [Vis84a] U. Vishkin. An optimal parallel connectivity algorithm. *Discrete Applied Math*, 9:197–207, 1984.
- [Vis84b] U. Vishkin. A parallel-design distributed-implementation (PDDI) general purpose computer. *Theoretical Computer Science*, 32:157–172, 1984.
- [Vis84c] U. Vishkin. Randomized speed-ups in parallel computations. In *Proc. of the 16th Ann. ACM Symp. on Theory of Computing*, pages 230–239, 1984.
- [Vis87] U. Vishkin. An optimal algorithm for selection. *Advances in Computing Research*, 4:79–86, 1987.
- [Vis91] U. Vishkin. Structural parallel algorithmics. In *Proc. 18th ICALP - Lecture Notes in Computer Science 510, Springer-verlag*, pages 363–380, 1991.
- [Win75] S. Winograd. On the evaluation of certain arithmetic expressions. *J. Assoc. Comput. Mach.*, 22,4:477–492, 1975.
- [Wyl79] J. C. Wyllie. *The Complexity of Parallel Computations*. PhD thesis, Computer Science Department, Cornell University, Ithaca, NY, 1979.
- [ZB91] M. Zagha and G.E. Blelloch. Radix sort of vector multiprocessors. In *Proc. Supercomputing 91*, 1991.

## 14. Index

Accelerating cascades paradigm 30  
 Arithmetic expression evaluation 77  
 Binary search 24  
 Broadcast 20  
 Compaction 20  
 Data-parallelism 11, 95  
 Deterministic coin tossing technique 71  
 Deterministic symmetry breaking 69  
 Dictionary data-structure 40  
 Divide and conquer paradigm 27  
 Doubly-logarithmic Paradigm 50  
 Efficiency goal 15  
 Euler tour technique for trees 57  
 Fortran90 95  
 Graph connectivity 79  
 Graph input forms 79  
 Graph breadth-first search in parallel 79  
 Graph depth-first search in parallel 80

Informal data-parallelism (IDP) 33  
Integer sorting 35  
Large sparse set problem 67  
List ranking problem 62  
Matrix multiplication 22  
Maximum/minimum finding 20, 50  
Merge-sort algorithm 27  
Merging 23  
Minimum spanning forest problem 91  
Nearest-one problem 21, 53  
NESL 95  
Nick's Class (NC) 16  
Orthogonal-trees algorithm 38  
Paracomputer 94  
Partitioning paradigm 23  
Pipelining paradigm 38  
Pointer jumping technique 63  
Postorder numbering of trees 61  
PRAM model 8  
Prefix-minimum 21, 53  
Prefix-sums 18  
Preorder numbering of trees 59  
Quicksort 55  
Random sampling 54  
Randomized symmetry breaking 67  
Ranking problem 24  
Right Tail probabilistic theorem 68  
 $r$ -ruling set problem 70  
Segmented prefix-sums 21  
Selection problem 29, 55  
Sorting problem 27, 55  
Structure of list and tree algorithms 56  
Summation 9  
Surplus-log parallel algorithm 24  
Symmetry breaking challenge 64  
Tree rooting problem 57  
Tree coloring 73  
Tree contraction 75  
Tree vertex cover 79  
2-3 tree 39  
Ultracomputer 94  
Work-time methodology 35