

# Probabilistic Methods

CMSC 422

Slides adapted from Prof. CARPUAT

# Today's topics

- Bayes rule review
- A probabilistic view of machine learning
  - Joint Distributions
  - Bayes optimal classifier
- Statistical Estimation
  - Maximum likelihood estimates
  - Derive relative frequency as the solution to a constrained optimization problem

# Bayes Rule

$$P(A|B) = \frac{P(B|A) * P(A)}{P(B)} \quad \text{Bayes' rule}$$

we call  $P(A)$  the “prior”

and  $P(A|B)$  the “posterior”



**Bayes, Thomas (1763)** An essay towards solving a problem in the doctrine of chances. *Philosophical Transactions of the Royal Society of London*, **53:370-418**

...by no means merely a curious speculation in the doctrine of chances, but necessary to be solved in order to a sure foundation for all our reasonings concerning past facts, and what is likely to be hereafter.... necessary to be considered by any that would give a clear account of the strength of *analogical* or *inductive reasoning*...

# Exercise: Applying Bayes Rule

- Consider the 2 random variables

A = You have the flu

B = You just coughed

- Assume

$$P(A) = 0.05$$

$$P(B|A) = 0.8$$

$$P(B|\text{not } A) = 0.2$$









- What is  $P(A|B)$ ?

# Answer

- Via logic
  - Assume 100 students – 5 have the flu. 80% (4) of the students who have the flu cough; 20% (19) of the students who don't have the flu cough; So the chance that you have the flu is  $4/23$
- Via Bayes Rule:
  - $P(A|B)P(B)=P(B|A)P(A)$ .
  - $P(B)=0.8*0.05+0.2*(1-0.05)=0.04+0.19=0.23$
  - $P(A|B)=0.8*0.05/0.23 =0.04/0.23=4/23$









Q: What does this have to do with machine learning ?

# Using a Joint Distribution

gender	hours_worked	wealth		
Female	v0:40.5-	poor	0.253122	
		rich	0.0245895	
	v1:40.5+	poor	0.0421768	
		rich	0.0116293	
Male	v0:40.5-	poor	0.331313	
		rich	0.0971295	
	v1:40.5+	poor	0.134106	
		rich	0.105933	

# Using a Joint Distribution









- Given the joint distribution, we can find the probability of any logical expression  $E$  involving these variables

gender	hours_worked	wealth		
Female	v0:40.5-	poor	0.253122	
		rich	0.0245895	
	v1:40.5+	poor	0.0421768	
		rich	0.0116293	
Male	v0:40.5-	poor	0.331313	
		rich	0.0971295	
	v1:40.5+	poor	0.134106	
		rich	0.105933	

$$P(E) = \sum_{\text{rows matching } E} P(\text{row})$$



# Using a Joint Distribution

gender	hours_worked	wealth		
Female	v0:40.5-	poor	0.253122	
		rich	0.0245895	
	v1:40.5+	poor	0.0421768	
		rich	0.0116293	
Male	v0:40.5-	poor	0.331313	
		rich	0.0971295	
	v1:40.5+	poor	0.134106	
		rich	0.105933	

Given the joint distribution,  
we can make inferences

- E.g.,  $P(\text{Male}|\text{Poor})$ ?
- Or  $P(\text{Wealth} | \text{Gender, Hours})$ ?

# Recall: Machine Learning as Function Approximation

## Problem setting

- Set of possible instances  $X$
- Unknown target function  $f: X \rightarrow Y$
- Set of function hypotheses  $H = \{h \mid h: X \rightarrow Y\}$

## Input

- Training examples  $\{(x^{(1)}, y^{(1)}), \dots, (x^{(N)}, y^{(N)})\}$  of unknown target function  $f$

## Output

- Hypothesis  $h \in H$  that best approximates target function  $f$

# Recall: Formal Definition of Binary Classification (from CIML)

## TASK: BINARY CLASSIFICATION

*Given:*

1. An input space  $\mathcal{X}$
2. An unknown distribution  $\mathcal{D}$  over  $\mathcal{X} \times \{-1, +1\}$

*Compute:* A function  $f$  minimizing:  $\mathbb{E}_{(x,y) \sim \mathcal{D}} [f(x) \neq y]$

# The Bayes Optimal Classifier

- Assume we know the data generating distribution  $\mathcal{D}$
- We define the **Bayes Optimal classifier** as

$$f^{(\text{BO})}(\hat{x}) = \arg \max_{\hat{y} \in \mathcal{Y}} \mathcal{D}(\hat{x}, \hat{y})$$

- **Theorem:** Of all possible classifiers, the Bayes Optimal classifier achieves the smallest zero/one loss
- **Bayes error rate**
  - Defined as the error rate of the Bayes optimal classifier
  - Best error rate we can ever hope to achieve under zero/one loss

If we had access to  $\mathcal{D}$ , Finding an optimal classifier would be trivial!  
we don't have access to  $\mathcal{D}$ . So let's try to estimate it instead!

# What does “training” mean in probabilistic settings?

- Training = estimating  $\mathcal{D}$  from a finite training set
  - We typically assume that  $\mathcal{D}$  comes from a specific family of probability distributions
    - e.g., Bernoulli, Gaussian, etc
  - Learning means inferring parameters of that distributions
    - e.g., mean and covariance of the Gaussian

Training assumption: training examples are iid

- **Independently and Identically distributed**

- i.e. as we draw a sequence of examples from  $\mathcal{D}$ , the  $n$ -th draw is independent from the previous  $n-1$  sample

- This assumption is usually false!

- But sufficiently close to true to be useful

How can we estimate the joint probability distribution from data?

What are the challenges?