

Regression

Computational Linguistics: Jordan Boyd-Graber & Philip Resnik

University of Maryland

September 21, 2021

Content Questions

Linear Regression Predictions

dimension	weight
b	1
w_1	2.0
w_2	-1.0
σ	1.0

1. $\mathbf{x}_1 = \{0.0, 0.0\}; y_1 =$
2. $\mathbf{x}_2 = \{1.0, 1.0\}; y_2 =$
3. $\mathbf{x}_3 = \{.5, 2\}; y_3 =$

Linear Regression Predictions

dimension	weight
b	1
w_1	2.0
w_2	-1.0
σ	1.0

1. $\mathbf{x}_1 = \{0.0, 0.0\}; y_1 = 1.0$

2. $\mathbf{x}_2 = \{1.0, 1.0\}; y_2 =$

3. $\mathbf{x}_3 = \{.5, 2\}; y_3 =$

Linear Regression Predictions

dimension	weight
b	1
w_1	2.0
w_2	-1.0
σ	1.0

1. $\mathbf{x}_1 = \{0.0, 0.0\}; y_1=1.0$

2. $\mathbf{x}_2 = \{1.0, 1.0\}; y_2=2.0$

3. $\mathbf{x}_3 = \{.5, 2\}; y_3=$

Linear Regression Predictions

dimension	weight
b	1
w_1	2.0
w_2	-1.0
σ	1.0

1. $\mathbf{x}_1 = \{0.0, 0.0\}; y_1=1.0$

2. $\mathbf{x}_2 = \{1.0, 1.0\}; y_2=2.0$

3. $\mathbf{x}_3 = \{.5, 2\}; y_3=0.0$

Probabilities

dimension	weight
w_0	1
w_1	2.0
w_2	-1.0
σ	1.0

$$p(y|x) = y \sim N\left(b + \sum_{j=1}^p w_j x_j, \sigma^2\right)$$

$$p(y|x) = \frac{\exp\left\{-\frac{(y-\hat{y})^2}{2}\right\}}{\sqrt{2\pi}}$$

1. $p(y_1 = 1 | \mathbf{x}_1 = \{0.0, 0.0\}) =$
2. $p(y_2 = 3 | \mathbf{x}_2 = \{1.0, 1.0\}) =$
3. $p(y_3 = -1 | \mathbf{x}_3 = \{.5, 2\}) =$

Probabilities

dimension	weight
w_0	1
w_1	2.0
w_2	-1.0
σ	1.0

$$p(y|x) = y \sim N\left(b + \sum_{j=1}^p w_j x_j, \sigma^2\right)$$

$$p(y|x) = \frac{\exp\left\{-\frac{(y-\hat{y})^2}{2}\right\}}{\sqrt{2\pi}}$$

1. $p(y_1 = 1 | \mathbf{x}_1 = \{0.0, 0.0\}) = 0.399$
2. $p(y_2 = 3 | \mathbf{x}_2 = \{1.0, 1.0\}) =$
3. $p(y_3 = -1 | \mathbf{x}_3 = \{.5, 2\}) =$

Probabilities

dimension	weight
w_0	1
w_1	2.0
w_2	-1.0
σ	1.0

$$p(y|x) = y \sim N\left(b + \sum_{j=1}^p w_j x_j, \sigma^2\right)$$

$$p(y|x) = \frac{\exp\left\{-\frac{(y-\hat{y})^2}{2}\right\}}{\sqrt{2\pi}}$$

1. $p(y_1 = 1 | \mathbf{x}_1 = \{0.0, 0.0\}) = 0.399$
2. $p(y_2 = 3 | \mathbf{x}_2 = \{1.0, 1.0\}) = 0.242$
3. $p(y_3 = -1 | \mathbf{x}_3 = \{.5, 2\}) =$

Probabilities

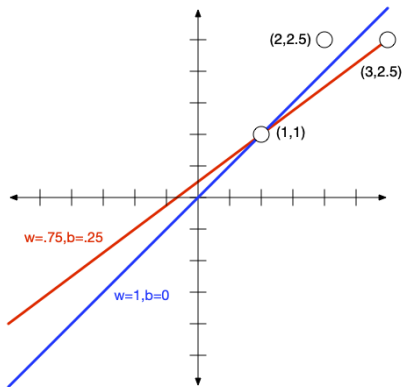
dimension	weight
w_0	1
w_1	2.0
w_2	-1.0
σ	1.0

$$p(y|x) = y \sim N\left(b + \sum_{j=1}^p w_j x_j, \sigma^2\right)$$

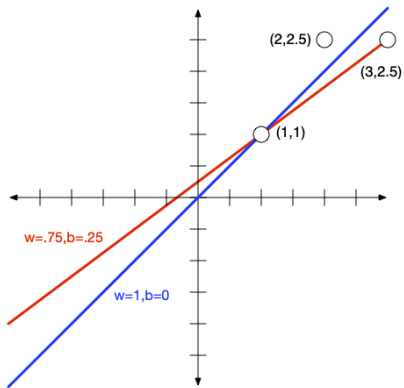
$$p(y|x) = \frac{\exp\left\{-\frac{(y-\hat{y})^2}{2}\right\}}{\sqrt{2\pi}}$$

1. $p(y_1 = 1 | \mathbf{x}_1 = \{0.0, 0.0\}) = 0.399$
2. $p(y_2 = 3 | \mathbf{x}_2 = \{1.0, 1.0\}) = 0.242$
3. $p(y_3 = -1 | \mathbf{x}_3 = \{.5, 2\}) = 0.242$

Consider these points and data

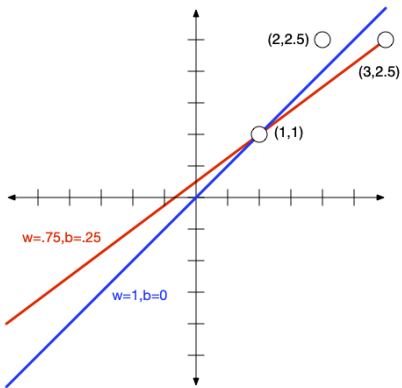


Consider these points and data



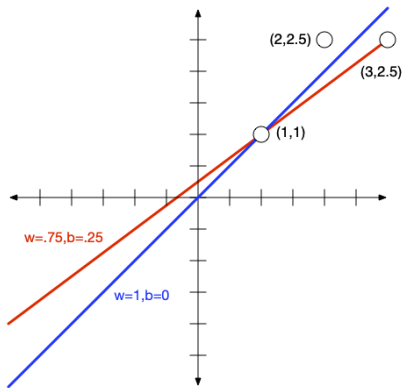
Which is the better OLS solution?

Consider these points and data



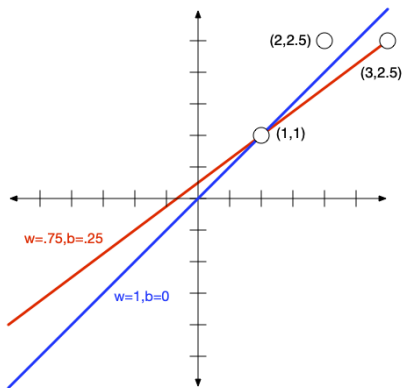
Blue! It has lower RSS.

Consider these points and data



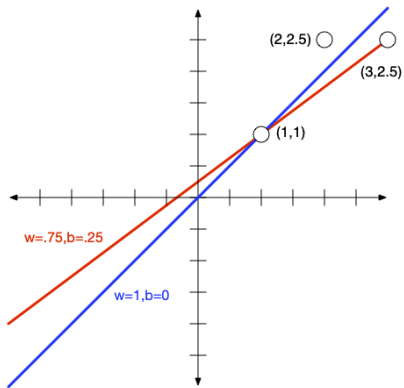
What is the RSS of the better solution?

Consider these points and data



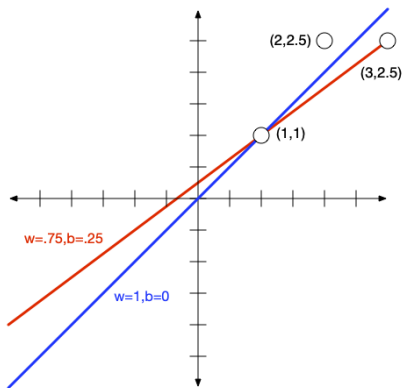
$$\frac{1}{2} \sum_i r_i^2 = \frac{1}{2} ((1-1)^2 + (2.5-2)^2 + (2.5-3)^2) = \frac{1}{4}$$

Consider these points and data



What is the RSS of the red line?

Consider these points and data



$$\frac{1}{2} \sum_i r_i^2 = \frac{1}{2} ((1-1)^2 + (2.5-1.75)^2 + (2.5-2.5)^2) = \frac{3}{8}$$